

CAMBRIDGE

ВИДАВНИЦТВО

ЛІНГВІСТ

Герберт Пухта, Гюнтер Гернґрос, Пітер Льюїс-Джонс

# Англійська мова

## English

4

Quick  
Minds

Pupil's Book

Герберт Пухта, Гюнтер Гернгрос, Пітер Льюїс-Джонс

# АНГЛІЙСЬКА МОВА

Підручник для 4 класу  
закладів загальної середньої освіти  
(з аудіосупроводом)

Herbert Puchta, Günter Gerngross, Peter Lewis-Jones

# ENGLISH

A textbook for the fourth  
form of primary school  
(with audio)

Рекомендовано Міністерством освіти і науки України

Київ

2021



УДК 811.111\*кл4(075.2)

**Рекомендовано Міністерством освіти і науки України  
(Наказ Міністерства освіти і науки України від 16.01.2021 № 53)**

Видано за рахунок державних коштів. Продаж заборонено  
Аудіосупровід розміщено на сайті: <https://lib.imzo.gov.ua>

П90

**Герберт Пухта, Гюнтер Гернгрос, Пітер Льюїс-Джонс**

Англійська мова: підручник для 4 класу закладів загальної середньої освіти  
(з аудіосупроводом) / Герберт Пухта, Гюнтер Гернгрос, Пітер Льюїс-Джонс. –  
Київ: Видавництво «Лінгвіст», 2021 – 112 с.

**Herbert Puchta, Günter Gerngross, Peter Lewis-Jones**

English: a textbook for the fourth form of primary schools (with audio) / Herbert Puchta,  
Günter Gerngross, Peter Lewis-Jones. – Kyiv: PH «Linguist», 2021 – 112 pages.

ISBN 978-617-7713-73-8

Підручник з аудіосупроводом призначений для вивчення англійської мови в 4-му класі, розроблений згідно з Державним стандартом початкової загальної середньої освіти Нової української школи та відповідно до Типової освітньої програми для закладів загальної середньої освіти. Підручник має ґрунтовну комунікативну й діяльнісну спрямованість, розвиває навички образного, логічного та критичного мислення і створює міцну основу для подальшого навчання.

Підручник укладено на основі Типової освітньої програми, розробленої під керівництвом Шияна Р.Б. для 3-4 класів

**УДК 811.111\*кл4(075.2)**

ISBN (англ.) 978-110-8789-59-2  
ISBN (укр.) 978-617-7713-73-8

© Quick Minds (Ukrainian edition), Cambridge  
University Press and Publishing House Linguist, 2021



# CONTENTS

<b>WELL DONE, EXPLORERS!</b>	4
<b>UNIT 1 COME TO MY HOUSE</b>	10
<b>UNIT 2 AROUND TOWN</b>	18
<b>UNIT 3 EATING OUT</b>	26
<b>REVIEW:</b> Well done, Explorers!, units 1, 2 and 3	34
<b>UNIT 4 HOLIDAY PLANS</b>	36
<b>UNIT 5 AROUND THE WORLD</b>	44
<b>UNIT 6 THE WORLD AROUND US</b>	52
<b>REVIEW:</b> units 4, 5 and 6	60
<b>UNIT 7 SPORTS DAY</b>	62
<b>UNIT 8 LOOK AT THAT BABY!</b>	70
<b>UNIT 9 AT THE SEASIDE</b>	78
<b>REVIEW:</b> units 7, 8 and 9	86
<b>FESTIVALS:</b> units 1–9	88
<b>I CAN DO:</b> units 1–9	97
<b>GRAMMAR FOCUS</b>	106

# WELL DONE, EXPLORERS!

I will learn to: count from 10 to 100 · talk about routines and actions

**1**  Listen and look. Then listen and say the words.

1 ten

2 twenty

3 thirty

4 forty

5 fifty

6 sixty

7 seventy

8 eighty

9 ninety

10 one hundred

WELL DONE,  
BEN AND LUCY!

PARK LANE 20 - 50

PARK LANE 60 - 100

**2** Spell and guess the number.

F-O-R-T-Y.

It's number forty.

**3** In your notebook, write how old your parents and grandparents are: *My ... is ... years old.*



1 CD 1  
04

Read the interview with Ben and say the correct answers.  
Then listen and check.



- 1 Do you like going on adventures?  
a Yes, I do. b No, I don't.
- 2 What do you do in your free time?  
a I ride my bike and go on adventures with my dog. b I ride my bike and go on adventures with Lucy and my dog.
- 3 What does Lucy do in her free time?  
a She likes singing. b She likes painting.
- 4 Do you and Lucy do other things together?  
a Yes, we do. b No, we don't.

2 CD 1  
05

Listen and say.

### GRAMMAR FOCUS

Do you **read** books?

Yes, I **do**. / No, I **don't**.

Does Emma **go swimming**?

Yes, she **does**. / No she **doesn't**.

What **do you do** in your free time?

We **ride** our bikes.

What **does Paul do** in his free time?

He **listens** to music.



3

Interview a friend. Find out four new things.

Do you go to bed at nine o'clock?

No, I don't. I go ...

4

In your notebook, write what you do in your free time.





## THE EXPLORERS

**THE EXPLORERS!**

Here they come.  
 Lucy and Ben. Adventure and fun.  
 The Explorers!  
 Here they are.  
 Ben and Lucy. Action stars.

Does Ben like adventure?  
 Yes, he does.  
 He loves real action  
 Just like us.

**THE EXPLORERS! ...**

Is Lucy scared of things?  
 No, she's not.  
 Does she find much treasure?  
 Yes, a lot!

**THE EXPLORERS! ...**

Do they like good stories?  
 Yes, they do.  
 Here's their next adventure.  
 You can join in too!

**THE EXPLORERS! ...**

## 2

**Ask and answer.**

Does Ben like adventure?

Yes, he does.

## 3

**Find the questions in Activity 1. In your notebook, write the answers about you.**



**1** Read the questions. Look and say the correct answers.



- 1 Are the girls listening to music?
  - 2 Is the boy playing football?
  - 3 Is the journalist talking to a girl?
  - 4 Is the photographer painting?
  - 5 Are the boy and girl having lunch?
- a No, they aren't. They're dancing.
  - b Yes, he is.
  - c Yes, they are.
  - d Yes, she is.
  - e No, he isn't. He's taking a photo.

**2** <sup>CD 1</sup><sub>08</sub> Listen and say.

**GRAMMAR FOCUS**

- Are you **listening** to the radio?
- Are Chris and Tina **sleeping**?
- Is the journalist **talking** to a girl?
- Is Peter **having** lunch?

- Yes, I **am**.
- No, they **aren't**. They're **fishing**.
- Yes, she **is**.
- No, he **isn't**. He's **watching** TV.



**3** Look at the picture in Activity 1. Play the *memory* game.

Are the girls playing the guitar?

No, they aren't. They're ...

**4** In your notebook, write what your family members are doing now: *My cousin is ... now.*





**Mr Davidson:** Mmm. It's a beautiful statue.

**Lucy:** And it's very, very old.

**Ben:** Yes, it is.



**Mr Davidson:** This strange symbol here ... I know this ...

**Lucy:** What is it?

**Mr Davidson:** That's it! Now I remember. Wait here.



**Ben:** Mmm. *What* does he remember?

**Lucy:** And where is he now?

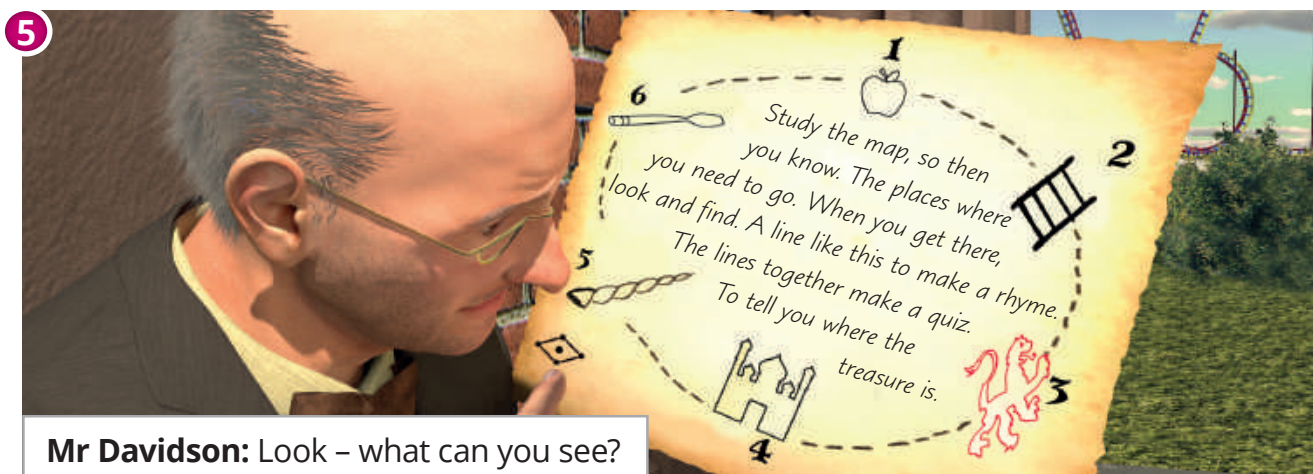
**Ben:** I think he's in the museum. But what's that symbol?



**Mr Davidson:** Here you are. Look at this.

**Lucy:** What is it?

**Mr Davidson:** A map from the museum.



**Mr Davidson:** Look – what can you see?



6



**Ben:** The symbol! It's the same as on the statue.

**Mr Davidson:** This diamond is the symbol of an old English king. With this map you can find more of his treasure.

7



**Horax:** Zelda, it's me. The kids have got a treasure map.

**Zelda:** Let's follow them and find that treasure!

## 2 Answer the questions.

- 1 What does Mr Davidson find on the statue?
- 2 Where does he go?
- 3 What does he get?
- 4 What can Ben and Lucy find with the map?
- 5 Who is watching them?

## 3 Find the **strange** symbol in the story.

## 4 Listen and say.



They wear **mask**s when they do **test**s on **wasps** with the new **spr**ay.

# 1

# COME TO MY HOUSE

I will learn to: name furniture words • talk about habits and hygiene

1 CD 1  
14

Listen and look. Then listen and say the words.



1 bookcase

2 shelf

3 cupboard

4 fridge

5 cushion

6 pillow

7 blanket

8 towel

2

Ask and answer. Then write in your notebook.



Is there a bookcase in your house?

Yes, there's a bookcase in my bedroom. / No, there isn't.

1 Look, read and say Matviy or Lestari.



Lestari



Matviy

- 1 In winter, it's often very cold here. I always have lots of blankets on my bed in winter, but in summer, I sometimes sleep with no blanket.
- 2 In my country, the temperature is always between 25°C and 32°C, so I never have a blanket on my bed.
- 3 The fridge in our house is very important, because it's so hot here and we usually keep all our food in it. It's a big fridge!
- 4 In winter, we rarely put drinks in the fridge, because we can put them in the big cupboard in our basement. It's usually very cold there!

2 <sup>CD 1</sup><sub>15</sub> Listen and say.

**GRAMMAR FOCUS**

We **usually** keep our food in the fridge.  
 It's **often** very cold here in winter.  
 He **rarely** draws pictures, but he **sometimes** reads in bed.



3 Look at the things Matviy does every day. Play the *true or false* game.


Matviy rarely feeds the dog.      False! He often ...

every day	always	usually	often	sometimes	rarely	never
cleans his teeth	✓					
feeds the dog			✓			
eats vegetables					✓	



## Listen and sing.

Mrs Glee, Mrs Glee  
 She's always very busy.  
 Tick tock, tick tock.  
 Tick tock, tick tock.  
 On Monday at nine,  
 I put the clothes on the line.  
 On Tuesday at one,  
 I rest with my son.  
 On Wednesday at four  
 I sometimes wash the floor.  
 On Thursday at ten  
 I often wash the floor again.  
 Every day at six  
 I always feed my chicks.  
 On Saturday and Sunday,  
 My team never – never loses a game!  
 Tick tock, tick tock.  
 Tick tock, tick tock.  
 Mrs Glee, Mrs Glee,  
 She's always very busy.  
 But next week, every day,  
 She's on holiday.  
 Then, lucky Mrs Glee  
 Won't be so busy!  
 Mrs Glee, Mrs Glee  
 Won't be so busy!  
 Brilliant!



2 Say the day of the week for each picture.

3 In your notebook, write complete sentences about you.



1 On Thursday at ten, I ...

2 On Monday at ..., I ...

3 On ... at four, I ...

4 Every day, I ...

1 CD 1  
18

Read and listen. Then say the correct answer.

## Angela's week

- 1 Angela *always / usually / often / rarely / never* has breakfast at nine o'clock.
- 2 At the weekend, Angela *usually / sometimes / often / rarely / never* has breakfast at nine thirty.
- 3 Angel *always / usually / often / rarely / never* has lunch at home.
- 4 She *always / usually / often / rarely* has lunch at a restaurant on Saturday and Sunday.
- 5 Angela *always / usually / often / rarely / never* goes to bed at quarter to ten.

2 CD 1  
19

Listen and say.

## GRAMMAR FOCUS

How often do you have lunch at home?

I **usually** have lunch at home.I **often** have lunch at home.I **rarely** have lunch in a restaurant.

3

Talk to a friend. Say sentences that are true for you, then ask your friend: *How often do you ... ?*

- |                       |                        |
|-----------------------|------------------------|
| 1 I always ...        | How often do you ... ? |
| 2 I never eat ...     | How often do you ... ? |
| 3 I sometimes ...     | How often do you ... ? |
| 4 I rarely go ...     | How often do you ... ? |
| 5 My family often ... | How often do you ... ? |
| 6 I usually ...       | How often do you ... ? |

How often do you eat fruit?



I always eat fruit for lunch.

4

In your notebook, write the sentences and the questions from Activity 3.





**Lucy:** Buster! What's the problem?  
**Ben:** Look! A snake! Let's take Buster to the village.  
**Lucy:** Come on. It's two o'clock now!



**Lucy:** Excuse me. Our dog needs help.  
**Ben:** Where can we go?  
**Woman:** Go to the old man. He lives over there.



**Man:** Go to the mountain. There's a tree with a golden apple. Give the apple to your dog.



**Horax:** Quick. Let's get that apple!  
**Lucy:** Look Ben – Horax and Zelda.



**Lucy:** Look at the tree. It's Horax and Zelda.  
**Ben:** Hey, Horax. Stop!  
**Zelda:** Do you want help, Horax?  
**Horax:** No. I think I've got it.



**Zelda:** Oh no, Horax!  
**Ben:** Thanks for the apple, Horax!





**Ben:** Lucy, look. There's the line of the rhyme.

**Lucy:** 'Behind the picture in the frame'. Let's write it down.



**Lucy:** Bye, Horax. Bye, Zelda.

**Ben:** And thanks for the apple!

**Zelda:** That's not funny!

## 2 Read and say the correct answer.

- 1 Ben and Lucy take **Buster** / **a snake** to the village.
- 2 The golden apple is **on the mountain** / **in the village**.
- 3 The golden apple is for **Buster** / **Lucy**.
- 4 **Zelda** / **Horax** climbs up the tree to get the apple.
- 5 Ben finds the line in the **tree** / **water**.

## 3 Find who says ...

Let's **write** it down.

## 4 CD 1 22 Listen and say.



An **i**guana eating **i**ce cream **i**n an **i**gloo.

# Look after yourself

## 1 Say the best thing to do. Then choose the correct picture.

- |                              |                         |
|------------------------------|-------------------------|
| 1 use a new toothbrush       | use an old toothbrush   |
| 2 leave food outside         | keep food in the fridge |
| 3 wash your hands often      | never wash your hands   |
| 4 eat five small meals a day | eat one big meal a day  |
| 5 go out with wet hair       | go out with dry hair    |



## 2 Read the tips and point to the pictures.

Do you want to have a great smile? Then look after your teeth! Tips!



- |                                     |                                       |
|-------------------------------------|---------------------------------------|
| 1 Brush your teeth two times a day. | 4 Don't use an old toothbrush.        |
| 2 Start with your back teeth.       | 5 Don't eat lots of sugary foods.     |
| 3 Clean your teeth for two minutes. | 6 Go to the dentist every six months. |
|                                     | 7 Smile a lot! Be happy!              |

## 3 Answer the questions.

- How often do you brush your teeth?
- How often do you see a dentist?
- How many minutes do you brush your teeth for?



## 4 Read and say what an infographic is.

**infographic**

*noun* [C]

A kind of poster with text and pictures to show some information



Use  
pictures  
and  
graphics.

Choose  
your  
topic.

Use short  
sentences.

Plan  
where to  
put your  
tips.

Choose  
your  
colours.

## 5 Work in a group. Read the steps below and make your infographic.

### PROJECT

- 1 Choose a health topic to give tips for.
- 2 Write your tips. Use short sentences.
- 3 Find or draw pictures and graphics to use.
- 4 Plan where to put your tips and pictures.
- 5 Create your infographic.

## 6 Present your infographic to the class.


# 2

# AROUND TOWN

I will learn to: name places in town · read a map · give instructions

1 CD 1 25

Listen and look. Then listen and say the words.



1 toy shop

2 pet shop

3 bookshop

4 market square

5 supermarket

6 bus station

7 sports centre

8 map

2

Look at the map. Ask and answer.

Where is the bookshop?

It's next to the square, between the train station and the supermarket.


3


In your notebook, write what you can do at the places from Activity 1: *You can buy tickets at the bus station.*







**1** Look, read and say the letter.

**a**  **1** The school is opposite the park.  
**2** The clock is above the window.

**c**  **3** The map is near the bookshop.  
**4** The clock is below the window.

**b** 

**d** 

**2** CD 1  
26 Listen and say.

**GRAMMAR FOCUS**

It's **opposite** the park.  
 It's **above** the bus station.

It's **near** the library.  
 It's **below** the tower.



**3** Look and play the *guessing* game.



It's opposite the cinema.

Yes, it is.

Is it a pet shop?

**4** Look at the map from Activity 1. In your notebook, write where these 7 places are.



1

CD1  
27**Listen and sing.**

Opposite the library,  
In the square,  
I'm looking for the bank  
But it's not there.

Just below the tower,  
Near the shop,  
My map says there's a café  
But there's not.

In front of the station,  
In the street,  
There's a place  
Where people always meet.

I'm waiting here,  
For Jennifer and Kate,  
But they're already  
Three hours late.

Excuse me, can you help me find my way?  
I'm getting lost everywhere I go today.  
I don't really understand this town.  
Of course, you don't,  
Your map is upside down!



2

**Think about the boy from the song. How does he feel? Is he happy, sad, excited or worried? Why?**

3

**Play the *town* game.**

Close your eyes. Imagine you can see a town. There's a big supermarket. What's near it?

Near the supermarket there's an old school. Close your eyes. Imagine the old school.

# 1 Read and point to the word in the box for each sentence.

the pet shop    the toy shop    the sports centre    the classroom

- 1 From the bus station, walk to the school. Open the door and go inside. Go upstairs and go into <sup>(1)</sup> ... .
- 2 Now, go out of the classroom, go downstairs, open the door and go outside. Turn right. Stop at the first shop. Look through the window of your favourite shop – <sup>(2)</sup> ... !
- 3 Go back past the school. Turn left before the train station. Go into <sup>(3)</sup> ... to buy some food for your cat.
- 4 Go outside again. Turn left, then turn right. Walk past the supermarket. <sup>(4)</sup> ... is opposite you. Go inside. Go upstairs and put on your sports clothes.



## 2 CD 1 29 Listen and say.

### GRAMMAR FOCUS

Open the door and go **inside**.  
Go **upstairs**.  
Turn **left**.

Go **outside**.  
Go **downstairs**.  
Turn **right**.



## 3 Ask and answer how to get from your classroom to other school places.

How do I get to the library from this classroom?



Turn left. Turn right.  
Go downstairs. The library is next to the stairs.

## 4 In your notebook, write how to get from your classroom to the dining hall.







**Lucy:** I can't see a line here.  
Where can it be?  
**Ben:** I have no idea.  
**Lucy:** Our train is coming now. Quiet,  
Buster!



**Ben:** What stop is this?  
**Lucy:** Let's see. It's Broom ... Oh no!  
Horax and Zelda!  
**Ben:** Get away from the window!



**Horax:** Ha! You can't escape! Where's  
the map?  
**Lucy:** We haven't got it here.  
**Horax:** Open your rucksacks.



**Horax:** Zelda, check the book. Is the map  
there?  
**Ben:** Look! We're going into a tunnel.  
Now's our chance!



**Ben:** Buster, good dog. Say hello!  
**Horax:** Yuck! Get down! Quick, Zelda, go  
to the door! Don't let the kids escape!



**Conductor:** Tickets, please ... thank you.  
**Horax:** Hey, our tickets! They aren't in  
my hat.  
**Zelda:** Oh no! Where are they?



**Conductor:** Please get off the train at the next station.

**Horax:** But ...

**Conductor:** Here's the station now. Goodbye.



**Lucy:** Well done, Ben. Look – Horax and Zelda aren't very happy!

**Ben:** Lucy, look over there! It's the line: 'Climb more stairs and look out west.'

THE EXPLORERS

## 2 Say the correct sentences.

- |                                    |                                   |
|------------------------------------|-----------------------------------|
| 1 At Broom station Lucy sees ...   | a Ben's rucksack.                 |
| 2 Horax looks for the map in ...   | b Horax and Zelda.                |
| 3 In the tunnel Ben takes ...      | c the line of the rhyme.          |
| 4 Horax can't find the tickets ... | d the train.                      |
| 5 Horax and Zelda get off ...      | e the tickets out of Horax's hat. |
| 6 Ben sees ...                     | f in his hat.                     |


## 3 Find who says ...

..., look over there! It's the line: 'Climb more stairs and look out west.'

## 4 Listen and say.

CD 1  
31

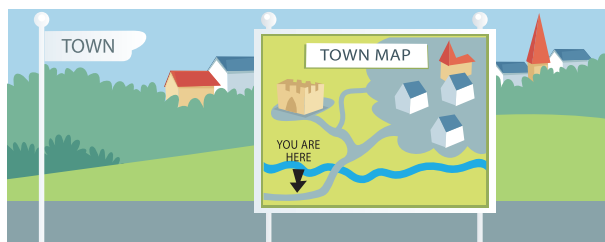
Phonics



**B**ears on **stair**s, **b**ears on **chair**s, **hair**y **b**ears are everywhere!




market



map



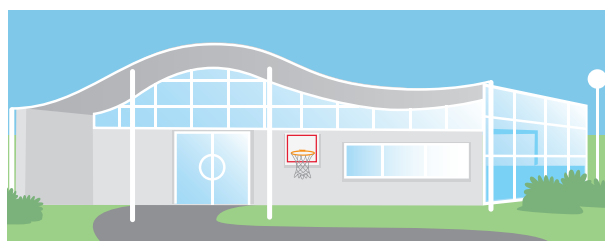
bus stop



castle



bank



sports centre



bookshop



square

- 1 People go there to get money.
- 2 It's old, and often next to a town.
- 3 This is a place where you go to buy interesting books.
- 4 It's a good place to buy fruit and vegetables.
- 5 You go there to play football, basketball and go swimming.
- 6 You need it in a town when you are new. It helps you to find places.





Act out

# SHOPPING IN THE TOWN

1 Choose a role card. Read and plan.

## PUPIL A

You are visiting a town.  
You want to go shopping.  
Ask the way to one of these places:

- the supermarket
- the toy shop
- the bookshop
- the pet shop

Ask a boy / girl from the town.

## PUPIL B

You live in the town.  
Think about where these places are:

- the supermarket
- the toy shop
- the bookshop
- the pet shop

Tell the visitor where the place is.

## USEFUL LANGUAGE

### Visitor

Excuse me. Can you help me, please?

Where's the ... ?

Thank you. That's very kind.

### Boy / Girl

Yes, of course.

I'm sorry. I don't know.

No problem! The ... is opposite / next to / below / between the ...

You're welcome!

2 Act out your play.

Where's the ... ?

It's ...



# 3

# EATING OUT

I will learn to: ask about food and containers · talk about my plans

**1** CD 1  
35 Listen and look. Then listen and say the words.

1 glass of apple juice

2 bowl of soup

3 butter


4 salad

5 ham

6 bottle of water

7 biscuits

8 pasta




**2** Talk to a friend.

I'm hungry / thirsty.

Would you like ... ?

**3** In your notebook, write what your favourite food is:  
*My favourite food is ...*



**1** <sup>CD 1</sup><sub>36</sub> Listen, read and say the letter.



Guess what's in my roll!



Are there any tomatoes?



Yes, there are some tomatoes.



Is there any cheese?



No, there isn't any cheese.



Is there any ham?



Yes, there's some ham.

a



b



c



**2** <sup>CD 1</sup><sub>37</sub> Listen and say.

### GRAMMAR FOCUS

Is there **any** salad?  
There **isn't any** salad.  
There is **some** salad.

Are there **any** biscuits?  
There **aren't any** biscuits.  
There are **some** biscuits.



**3** Play the *imaginary sandwich game*.



Are there any bananas?

Yes, there are some bananas.



1 CD 1  
38

## Listen and sing.

Is there any pasta?  
Is there any ham?  
Have a look inside the fridge  
I'm hungry – yes I am!

Quick, quick, run – run to the fridge.  
We're really, really hungry  
Tell us what there is.

Is there any salad?  
Are there any peas?  
Have a look inside the fridge  
Can you help me please?

Quick, quick, run ...

Are there any apples?  
Is there any cake?  
Have a look inside the fridge  
Sorry, you're too late!



## 2 Look at Activity 1 again. Answer the questions.

- 1 What's in the fridge?
- 2 What's in the lunchbox?

## 3 In your notebook, write the answers to the questions from Activity 2.



1 CD 1  
40

Listen and look. Say what food there is going to be in the soup.

1



2



3



4



5



6



7



8

2 CD 1  
41

Listen and say.

### GRAMMAR FOCUS

I'm going to buy some bread.

I'm not going to make pasta.



3

Make a bowl of soup or a salad with your friends.

I'm going to put some ... in our ...



It's a good idea!

4

In your notebook, write what you are going to put in your soup.





**Lucy:** What a nice restaurant!  
**Ben:** Look at our treasure map, Grandpa.  
**Grandpa:** Oh yes! Ah, but here's our soup. Let's look at the map later.



**Grandpa:** So, it's a treasure map. What are you looking for?  
**Lucy:** There are pictures on the map. We're looking for these pictures and the lines of a rhyme.



**Waiter:** Here's your bread.  
**Lucy:** The next picture on the map is a lion. I think the next line is at the zoo ...  
**Ben:** But you don't find *red* lions at the zoo!



**Ben:** Oh, no! The map!  
**Lucy:** What is it?  
**Ben:** It isn't in my pocket!



**Grandpa:** Ben, Lucy ... are you looking for this?  
**Ben:** The map! You've got it, Grandpa! How?  
**Grandpa:** Remember to be careful!



**Grandpa:** I think that waiter wants the map. But he's got a menu now – from your pocket, Ben! I'm clever!





**Grandpa:** Hmm, I think I know that waiter ... I'm going to tell you the story, but later. First, let's talk about this picture of the red lion.



**Lucy:** The Red Lion! It's this restaurant!  
**Grandpa:** Yes, and now look at the menu.  
**Ben:** It's the symbol and the line! It says: 'Lots of stairs. Climb thirty-three!'

## 2 Say the correct order of the sentences from the story. **THINK!**

- Ben and Lucy show the map to Grandpa.
- Grandpa asks the children about the map.
- Grandpa shows Ben and Lucy the map.
- The waiter brings the bread.
- Grandpa helps Ben and Lucy to find the line.
- Ben can't find the map.

## 3 Find the **s**word in the story.

## 4 Listen and say.



A **r**hino **w**riting a rescue sign on an **i**sland.



# Food around the world

**1** Read and say what the children eat for breakfast in different countries.



**Amy from the UK**

On Saturdays, my dad makes a very special breakfast. We have sausages, bacon, fried tomatoes, beans, fried eggs and some toast.



**Rodolfo from Mexico**

I live in the north of Mexico. My favourite breakfast is *salchicha con huevo*. This is a sausage with scrambled eggs. We eat it with tortillas. It's tasty!



**Ana from Brazil**

In Brazil, we call breakfast *café-da-manhã*. You can have different foods. I have bread, eggs and cheese and then a piece of special cake. We also eat a lot of fruit. I like mango and watermelon. We drink orange juice.



## Who eats ... ?



**2** What do people eat for breakfast in Ukraine?

I love breakfast. I have bread ...





- 3** Talk to your classmates. In your notebook, write a list of dishes they like eating at parties.

- |              |             |
|--------------|-------------|
| 1 sandwiches | 4 ice cream |
| 2 cake       | 5 potatoes  |
| 3 fruit      | 6 salad     |

- 4** Read a menu for a Ukrainian lunch. **PROJECT**

*Ukrainian traditional lunch menu*

1 First course Vegetables	
2 Second course Borshch with pampushky	
3 Main course Potato dumplings	
4 Dessert Mlyntsi (crepes) with fruit	
5 Drinks Uzvar	

- 5** Choose traditional food from any country you like. Design a menu for a traditional lunch.

- 6** Present your menu to the class.

This food comes from ...  
For my lunch, I'm going to cook ...



# Quiz time




## 1 Ask and answer.

- 1 Emma lives at number ...  
a fourteen b forty c four




- 2 We usually keep our food in the ...  
a bookcase b fridge c cupboard

- 3 Is she ... notes? Yes, she is.  
a writing b write c writes



- 4 The flower is ... the window.  
a below b near c above

- 5 I ... listen to music.  
a go to b going to c 'm going to



- 6 Is there ... pasta in the bowl?  
Yes, there is.  
a a b any c an

- 7 I'm ... to make some biscuits.  
a go b going c goes



- 8 What does Jack do in his free time?  
He ... football.  
a plays b play c is playing

# IN THE PIZZA RESTAURANT

**1** Choose a role card. Look, read and plan.



## Pupil A

- You are the waiter in the pizza restaurant.
- Choose five toppings that you have.
- Ask your customer what he/she wants to eat and drink.

## Pupil B

- You are in the pizza restaurant.
- Choose three toppings.
- Order a pizza and a drink.

## USEFUL LANGUAGE

### Waiter

Can I help you?  
 Sorry, we haven't got any ...  
 How about ... ?

### Customer

I'd like a ...  
 Have you got any ... ?  
 I don't like ...  
 Can I have ... ?

**2** Act out your play.

Hello. Can I help you?

I'd like a pizza with ..., please.





# 4

# HOLIDAY PLANS

I will learn to: talk about the weather · talk about my plans

1 CD 2  
02

Listen and look. Then listen and say the words.

1

2

3

4

5

1 thunderstorm

2 lightning

3 cloud(y)

4 rain(y)

5 wind(y)

6 umbrella

7 raincoat

8 fog(gy)

9 boots

8

6

7

9

2

Play the *miming* game.

I think you're holding an umbrella.

Yes, I am!

3

In your notebook, write what the weather is like today and what your favourite weather is: *It's ... today. My favourite weather is ...*





1 CD 2  
03

Listen and say the letter.

1. Monday

2. Tuesday

3. Wednesday

4. Thursday

5. Friday



a sunny

b foggy

c rainy

d cloudy

e windy

2 CD 2  
04

Listen and say.

**GRAMMAR FOCUS**

I'm going to play in the garden all day.

I'm going to cook pizza for dinner.

It's not going to be rainy on Tuesday.

It's not going to be sunny on Wednesday.




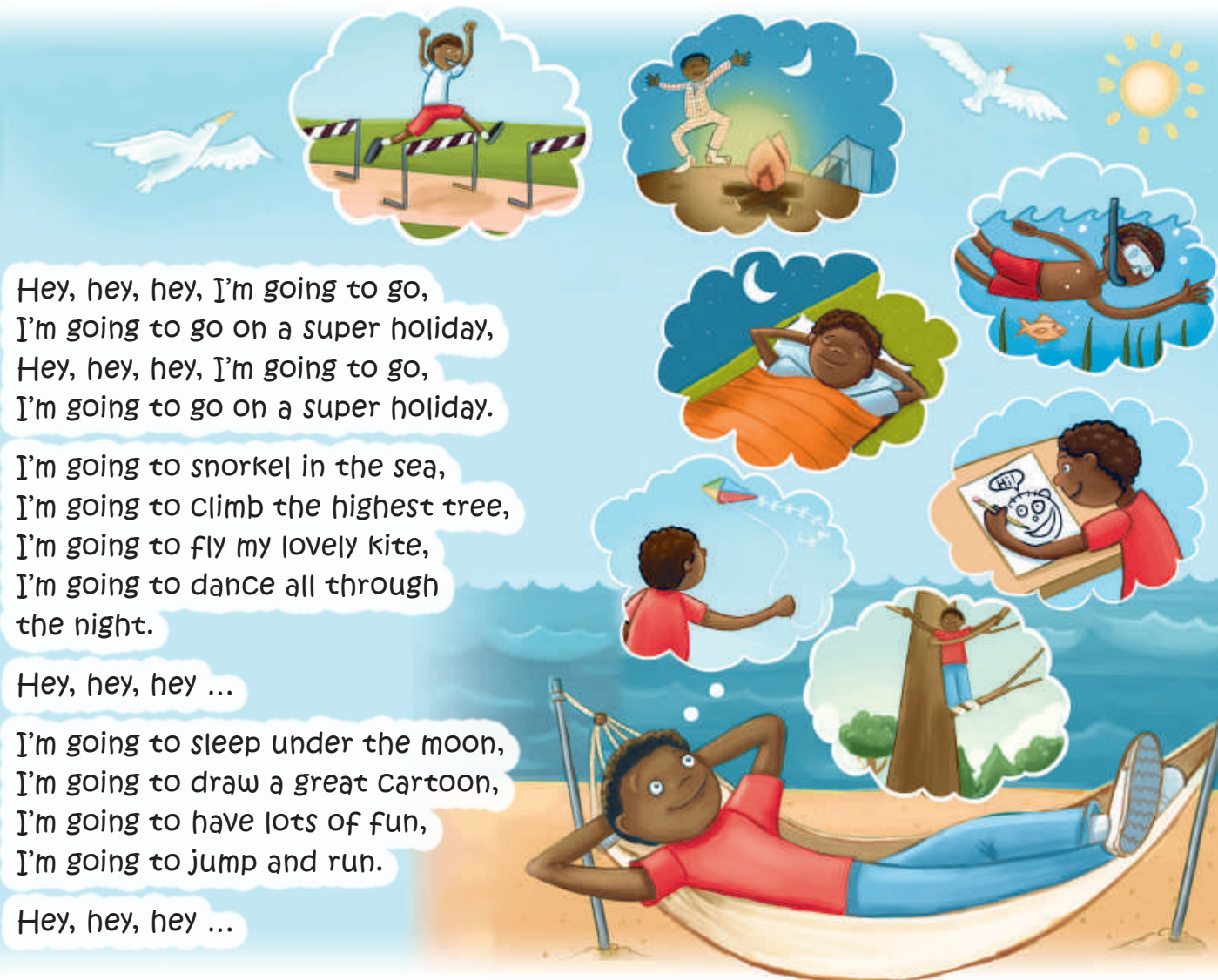
3

Play the *weather* game.

What's the weather going to be like tomorrow?

It's going to be foggy.  
I'm not going to play football.





Hey, hey, hey, I'm going to go,  
I'm going to go on a super holiday,  
Hey, hey, hey, I'm going to go,  
I'm going to go on a super holiday.

I'm going to snorkel in the sea,  
I'm going to climb the highest tree,  
I'm going to fly my lovely kite,  
I'm going to dance all through  
the night.

Hey, hey, hey ...

I'm going to sleep under the moon,  
I'm going to draw a great cartoon,  
I'm going to have lots of fun,  
I'm going to jump and run.

Hey, hey, hey ...

## 2 Point to the pictures and say.

I'm going to fly my kite.

## 3 Play the *chain game*.

I'm going to play  
computer games.

I'm going to play computer games  
and I'm going to fly my kite.


I'm going to play computer games, I'm going to fly  
my kite and I'm going to swim in the sea.

1

Read and say the name for each picture.



a



b



c



d

**Mrs Beal:** Lily, what are you going to do on your holiday?

**Lily:** Nothing much. I'm going to read lots of books.

**Mrs Beal:** Oliver and James, what are you going to do?

**James:** We're going to stay at home and play computer games.

**Mrs Beal:** Ruby, what are you going to do on your holiday?

**Ruby:** I'm going to Mexico with my mum and dad.  
I'm going to swim all day.

**Mrs Beal:** Dylan, what are you going to do on your holiday?

**Dylan:** I'm going to play lots of football and tennis.

2

CD 2  
07

Listen and say.

### GRAMMAR FOCUS

Are you **going to** play lots of football on your holiday?

Yes, I am.

Are you **going to** help your dad in the garden?

No, we don't like gardening.



3

Look and play the *holiday* game.

Are you going to listen to music?

Yes, I am.





1



**Grandpa:** Imagine it's 1980: The Mysterious H is a thief. He starts stealing jewellery from lots of shops in London.

2



**Grandpa:** Next, he steals famous paintings from museums all over the world.

3



**Grandpa:** Then he steals the Queen's crown! The story is in all the newspapers!

4



**Grandpa:** After that, he goes to Paris and steals the top of the Eiffel Tower too!  
**Lucy:** What!

5



**Ben:** But Grandpa, how do you know it's always the same man?  
**Grandpa:** Ah! Good question. He always leaves a note with the same symbol on it – the letter *H*.

6



**Lucy:** So, what happens next?  
**Grandpa:** We try to catch him, but he always escapes ...



**Lucy:** It's a great story, but I don't understand. What's the connection with the waiter at the restaurant?



**Grandpa:** Ah, the waiter's wearing a ring with the letter *H* ... the same *H* from the Mysterious *H*'s notes.

**Ben and Lucy:** Wow!

## 2 Read and say *true or false*.

Imagine it's 1980 ...

- 1 The Mysterious H starts stealing jewellery in London.
- 2 He's a thief only in England.
- 3 He steals the Queen's clothes.
- 4 The Mysterious H goes to Paris.
- 5 He always leaves a note for the police.
- 6 The note has the letter *M* on it.

## 3 Find the **royal** person in the story.

## 4 CD 2 09 Listen and say.



The **boys** hate **noise**, but **Joyce** enjoys **noise**.

# A SCHOOL NOTICE

- 1** Read this notice from a school board. Then say the information using a checklist.

## School trip

We're going to visit Brighton on the 2<sup>nd</sup> of September.  
Travel by train.  
Meet outside the station at 8.30 a.m.  
£7.50 per person (return).  
The return train arrives at 5.30 p.m.

### Checklist

Information about a school trip:

- where you're going to go
- date
- meeting point
- meeting time
- cost
- return time

- 2** Read these three notices. What information is missing from each one? Use the checklist to help you. **THINK!**

### School trip

Join our trip.  
Meet in front of the school. Bring warm clothes and good shoes.  
Cost per person £12.50.  
Return to school at 4.30.

**a**

### Join us!

We're organising a trip to the Blue Lake. Meet at the bus stop in Green Lane at 9 o'clock on 5th October. Return to school at 5 o'clock.

**b**

We're going to visit London on 15th November. Meet on platform 2 at the train station at 8 o'clock. Price per person £9.

**c**

- 3** Write a notice for your school board. Use the checklist to help you.



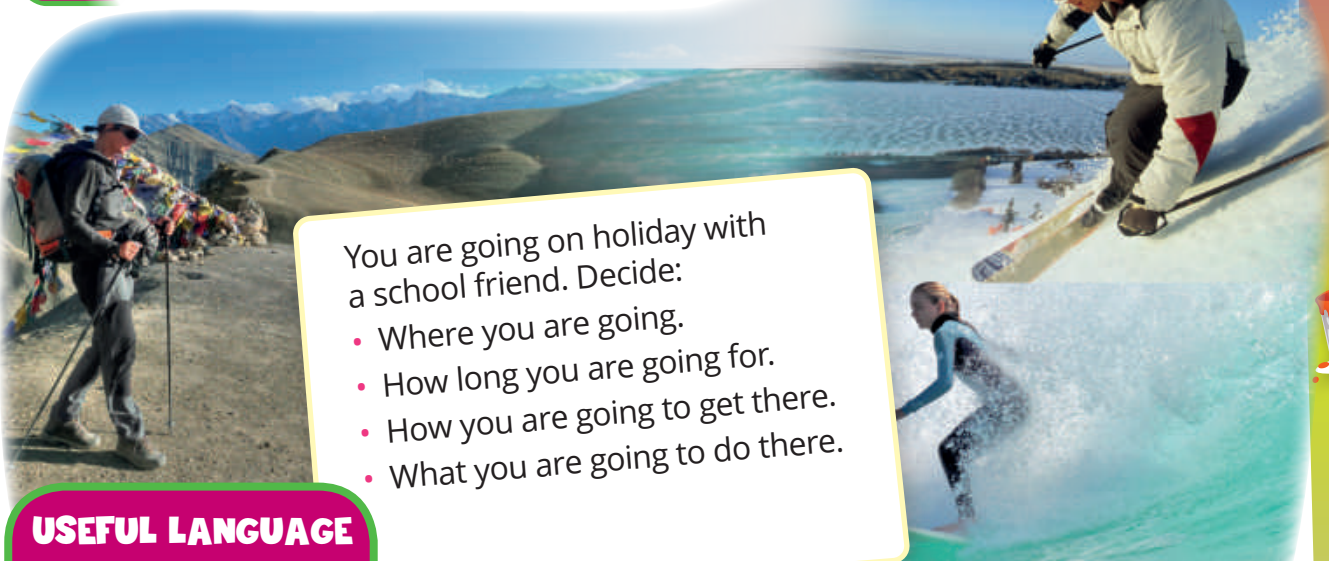




Act out

# HOLIDAY TIME

1 Work in pairs. Read the role card.



You are going on holiday with a school friend. Decide:

- Where you are going.
- How long you are going for.
- How you are going to get there.
- What you are going to do there.

## USEFUL LANGUAGE

<p><b>Pupil A</b></p> <p>I would like to go to ...</p> <p>OK. What about ... ?</p> <p>We could ...</p> <p>Yes, I do. / No, I don't.</p>	<p><b>Pupil B</b></p> <p>I don't want to go to ...</p> <p>Yes, that's a good idea.</p> <p>Do you like ... ?</p>
---	---

2 Plan your holiday.

3 Work in groups.



# 5

# AROUND THE WORLD

I will learn to: name countries and capitals · talk about the past

1 CD 2  
14

Listen and look. Then listen and say the words.

10



- 1 Egypt
- 2 Chile
- 3 Mexico
- 4 China
- 5 Spain
- 6 Argentina
- 7 India
- 8 Australia
- 9 Turkey
- 10 Brazil



2 Play the *flag game*.

It's yellow and green.

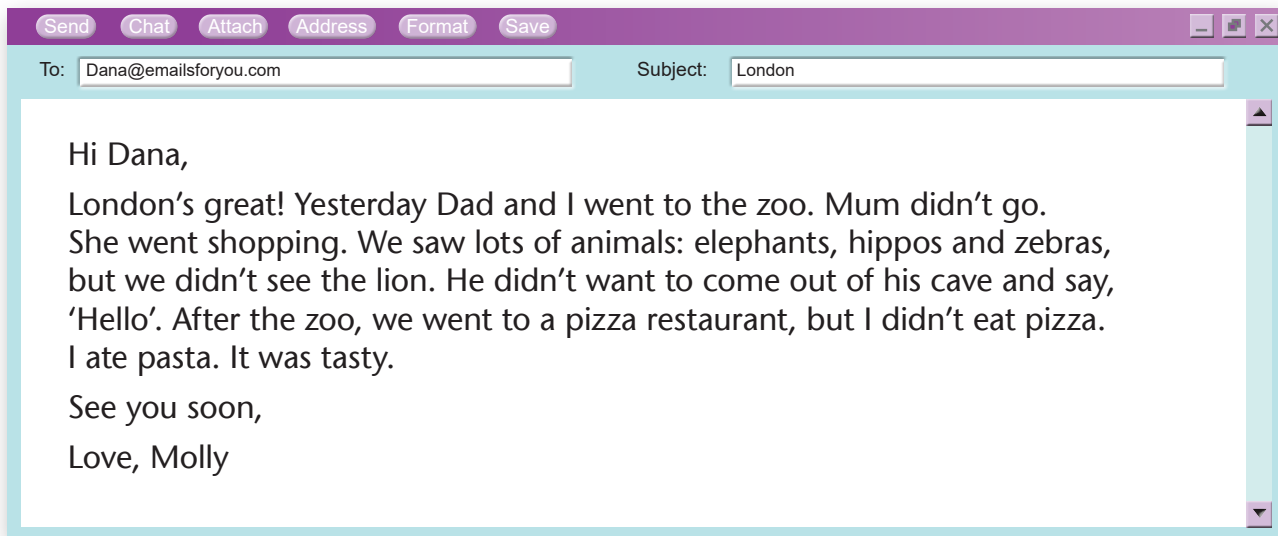
Egypt.

Wrong. One point for me.

3 In your notebook, write about the countries and the flags:  
*The flag of China is red and yellow.*




# 1 Read and choose the correct picture.




1 Molly went:



2 Molly saw:



3 Molly ate:



2 CD 2  
15

Listen and say.

## GRAMMAR FOCUS

We **went** to the beach, **but** we **didn't go** swimming.  
 We **played** basketball, **but** we **didn't play** football.



3 Play the *sentence game*.

We played golf, but we didn't play tennis.

We played football, but ...

I gave him a present, but ...

I phoned James, but ...

I had an ice cream, but ...

She watched TV, but ...

They said, 'Hello', but ...

We went to the library, but ...

I went shopping, but ...



## Listen and sing.

Suzie went on holiday,  
All the way to Spain.  
She didn't want to go by air,  
And so she took a train.

All my friends are far away,  
I'm on my own today ...

Paula went on holiday,  
To Australia.

She didn't read the flight number,  
And flew to India.

All my friends are far away,  
I'm on my own today ...

Danny went on holiday,  
By ship to Mexico.

But Ben and Billy went by bus,  
Now they're gone and so ...

All my friends are far away,  
I'm on my own today.  
But I'm not sad, I'm having fun,  
I'm reading a great book. Hooray!



## 2 Point to the pictures and name the transport.

I didn't go to Spain, I went to Brazil.

## 3 Read and say.

- 1 Suzie went by **plane** / **train**.
- 2 Paula went to **India** / **Australia**.
- 3 Danny went to **India** / **Mexico**.
- 4 Ben went by **ship** / **bus**.

How did you go there?

I went there by ship.

## 4 Play the *countries* game.



1 CD 2  
18

Match the questions with the answers.  
Then listen and check.



- |  |                                      |
|--|--------------------------------------|
| 1 Did you have fun in New York?        | a No, I didn't. We didn't have time. |
| 2 Who did you go with?                 | b For a week.                        |
| 3 How long did you stay there?         | c Yes, I did. It was great.          |
| 4 Where did you stay?                  | d Sorry! I forgot.                   |
| 5 Did you go to the Guggenheim Museum? | e Mum and Dad and Bobby.             |
| 6 Did you send me a postcard?          | f In a hotel near Central Park.      |

2 CD 2  
19

Listen and say.

### GRAMMAR FOCUS

Did you go shopping?

Yes, I **did**.

Did you **see** the Statue of Liberty?

No, I **didn't**.

When **did** you **get** home?

Yesterday.



3

Ask and answer about your last holiday.

**THINK!**

Where ... ?

Who ... ?

How did you ... ?

How long ... ?

4

In your notebook, write about your last holiday.  
Use Activity 3 to help you.







**Lucy:** Look! A football stadium!  
**Ben:** Great! It's in Rio de Janeiro!  
**Lucy:** Where next?  
**Ben:** You choose.



**Ben:** Wow! The Great Wall of China!  
**Lucy:** Yes! But I can't see a line here.  
**Ben:** Let's keep looking.



**Ben:** What's this?  
**Lucy:** It's the Opera House in Sydney, in Australia.



**Lucy:** The Pyramids! Cool!



**Lucy:** I can't see a line here. Where can it be?  
**Ben:** I have no idea. Let's go for a drink and we can think about it.  
**Lucy:** Ok.



**Ben:** I'm hungry.  
**Lucy:** Me too. These sandwiches are good.






**Lucy:** The book! It isn't here!  
**Ben:** Oh! Where is it?  
**Lucy:** I don't know. What can we do?



**Ben:** Hey, I can see... the line!  
**Lucy:** Is it? Well spotted!  
**Ben:** 'In the light house come and see'.

**2 Look, read and answer.**

In which picture do they visit ... ?



**3 Find who says ...**

It's the opera house in **Sydney**, in **Australia**.



**4 Listen and say.**



Silly **Milly** made a **pyramid** of **jelly** at the gym.



# CAPITAL CITIES

**1** Read the texts and name the special means of transport in each city.

**THINK!**

**1** Kyiv is the capital of Ukraine. It's a very old and beautiful city. The Dnipro River divides the city into two parts. There are many beautiful places in Kyiv: monuments, churches, cathedrals, museums and parks. The Golden Gate and the monument to Yaroslav the Wise tell the history of the city. Saint Andrew's Church and Saint Sophia's Cathedral are very beautiful and famous places. You can ride the funicular in Kyiv.

**2** London is the capital of England. The most famous buildings in London are The Houses of Parliament, Westminster Abbey, The Tower of London and Tower Bridge. The Houses of Parliament are very beautiful buildings with two towers and a very big clock called Big Ben. Big Ben is the bell. Tower Bridge crosses the River Thames. You can have a ride on a red double-decker bus in London.

**2** Read the sentences. Are they about Kyiv, London or both cities?

- 1 The city stands on the river.
- 2 You can have a ride on a double-decker bus there.
- 3 You can have a ride on the funicular there.

**3** Look and say where these places are.



Tower Bridge



Saint Sophia's Cathedral



the Golden Gate



Big Ben



Saint Andrew's Church

#### 4 Say the capital city for each country.

Canberra Ankara Cairo Madrid Mexico City Brasilia



Spain



Australia



Brazil



Turkey



Egypt



Mexico

#### 5 Choose a capital city you know and make a poster.

### PROJECT

##### Include:

- pictures of famous places and their names.
- write what you can do there: I can ...
- write how you can go there: I can go there by ...

### Kyiv — the capital of Ukraine



Saint Andrew's  
Church



the Golden Gate



Glass Bridge

I can visit different places in Kyiv.  
I can go shopping in Kyiv.  
I can go there by bus.

#### 6 Present your poster to the class.



# 6

# THE WORLD AROUND US

I will learn to: describe nature · talk about the past · support opinion

1 CD 2  
24

Listen and look. Then listen and say the words.

1 mountain

2 forest

3 village


4 lake

5 island

6 field

7 river

8 path



2

Play the game *I spy*.

**THINK!**

I spy with my little eye something with a 't' in it.

Is it 'path'?

3

In your notebook, write what you can see in the picture:  
*I can see a big lake.*



## 1 Read and say *true or false*.

**Ryan:** Tell me your story about Sunday.

**Sophie:** Well, it was a sunny day, so we went to Otter Lake and we had a picnic.

**Ryan:** And?

**Sophie:** Then, after the picnic, I went swimming.

**Ryan:** What happened then?

**Sophie:** Well, Billy was scared of the fish in the lake, so he didn't go in.

**Ryan:** I see. Billy was scared, but you weren't.

**Sophie:** But ... a fish bit me.

**Ryan:** No!

**Sophie:** Yes. I jumped out of the water. I wasn't afraid, but I was angry because everyone laughed when I told them about the fish.

**Ryan:** Was the fish big?

**Sophie:** I didn't see it, but I think it was really big.

- 1 Sophie and her family had a picnic in the forest.
- 2 Sophie went swimming in the lake.
- 3 Billy went swimming with Sophie.
- 4 Sophie jumped out of the water because it was cold.

2 <sup>CD 2</sup><sub>25</sub>

## Listen and say.

### GRAMMAR FOCUS

I looked into the water, **but** I didn't see the fish.

We went to a lake **and** we had a picnic there.

I went swimming **because** the water was warm.

We were hungry, **so** we went to a restaurant.



3

## Make sentences. Write them in your notebook.



I had a sandwich  
I didn't go to the party  
We didn't win  
I went to bed early

because ...  
so ...  
and ...  
but ...

I went to bed early and I read a book.

I went to bed early because ...



## Listen and sing.

Walking with Mum  
Is so much fun.  
Walking with Mum  
In the morning sun.

We got up very early.  
What a lovely day!  
We walked through some villages,  
Singing all the way.

'Let's sit here,' said Mum  
And pointed to some trees.  
'We can have a picnic –  
I've got some bread and cheese.'

Walking with Mum ...

We walked through the fields,  
But that was a mistake.  
Mum didn't see the path  
And fell into the lake!

The water was so cold,  
Mum's face was blue  
And so she caught a cold.  
Atchoo! Atchoo!

Walking with Mum ...



## 2

Look at the pictures and say *true* or *false*.

Picture one is false. They didn't swim in the lake.

## 3

Correct the sentences. Write the correct sentences in your notebook.




1 The weather wasn't good.

2 They walked through the forest.



1 CD 2  
28 Listen and say the letter.



2 CD 2  
29 Listen and say.

### GRAMMAR FOCUS

I **felt** awful yesterday.  
What **was** the matter?  
I **had** a headache.  
I **hurt** my foot.



3 Tell stories about your family and friends.

My grandma went climbing and fell. She hurt her arm.




4 Think of a story from your past. Write it in your notebook.





**Grandpa:** Take the phone, Lucy. I'm going to help that man.  
**Ben:** Can I come with you, Grandpa?  
**Grandpa:** No way. Stay in the car, please.



**Lucy:** My friend's grandpa has got a fire extinguisher and he's going to help the man in the car.  
**Operator:** Good, but *you* mustn't get out, OK?



**Operator:** Now, Mill Road is a long road. Can you see the number on a house from the car?  
**Lucy:** Yes, I can. We're in front of number 92.



**Operator:** All right. Just wait a few more minutes for the ambulance and the fire engine.  
**Lucy:** I think I can hear the ambulance now!



**Ben:** Wow! Look at Grandpa!  
**Lucy:** He's fantastic!



**Grandpa:** Quick! We must get you out.  
**Man:** Agh, my leg!



**Man:** I wasn't driving very fast, but suddenly there was this flood ...

**Grandpa:** Hey, you on the motorbike! Don't go so fast! (*He thinks*) Hmm. It's him again.



**Lucy:** You were fantastic. You saved the man's life!

**Ben:** And now tell us the story, Grandpa!

**Grandpa:** Another time. I'm too tired now.

## 2 Read and make sentences. Write them in your notebook.



- |  |                             |
|--|-----------------------------|
| 1 Ben's grandpa and the children       | a and the car was on fire.  |
| 2 Suddenly, they saw                   | b because he was too tired. |
| 3 A man was in the car                 | c were driving in the rain. |
| 4 Grandpa and Lucy talked to           | d to get out of the car.    |
| 5 Grandpa helped the man               | e an accident.              |
| 6 Grandpa couldn't tell them the story | f the emergency services.   |

## 3 Find the **car** and the **motorbike** in the story.

## 4 CD 2 31 Listen and say.



Martha the **far**mer's doing **ar**t – draw**ing** on her **hor**se and **car**t!





Look, listen and say the letter for each name.

Jack Vicky John Mary Sally



Listen again and say true or false.

- 1 Mary has got a pony.
- 2 Sally likes swimming.
- 3 Jack likes football and table tennis.
- 4 Vicky likes picnics.
- 5 John lives in a village.
- 6 Jack likes hiking.

Write about your favourite place.



Where?

Why?

What do you do there?

My favourite place is the beach near my house because it's quiet. I like watching the birds and sometimes I take food for them.



Act out

# TRAVELLING



## 1 Choose a role card. Read and plan.



### TRAVELLING AROUND YOUR TOWN. HOW DO YOU GO TO SCHOOL?

- Do you always go to school that way?
- What's the best way to get to the shops from your home?
- Do you use a bike to go to places near you?
- Do you walk anywhere?

You are going to talk about the best way to travel around where you live and holiday travel. Think about your answers to the questions on the right and on the left.

### HOLIDAY TRAVEL

- Which new place or country would you like to visit?
- What's the best way to travel there?
- What would you like to do there?
- How can you travel around there?



### USEFUL LANGUAGE

I usually ...

How about you?

I think the best way to travel there is ... . Do you agree?

I'd like to ... .

What would you like to do?

## 2 In groups, talk about the different ways you travel or would like to travel.

I always go to school by bus, but on holiday I usually travel by train.

I'd like to travel to Egypt by plane.

I usually go to school by car.

Me too!



# Quiz time




## 1 Ask and answer.

- 1 Did you go shopping?  
a No, I didn't. b Yes, I did.  
c Yesterday.



- 2 ... you see an elephant in the zoo yesterday?  
a Did b Do c Does

- 3 I looked on the table, ... I didn't see the apple.  
a but b because c and




- 4 Are you going to ride your bike?  
a Yes, I do. b Yes, I am. c No, I don't.

- 5 It's going to be ... on Friday.  
a rainy b windy c foggy




- 6 Which is the word with the different sound?

a



b



c



- 7 I ... awful yesterday.  
a felt b feel c feeled



- 8 Suzie went to ..., the capital of England.  
a Madrid b Canberra c London



# THE HOLIDAY GAME

## WHERE ARE YOU GOING?

1



2



3



4



5




6



## WHAT ARE YOU GOING TO SEE?


1




2



3



4



5



6



## WHAT IS THE WEATHER GOING TO BE LIKE?

1



2



3




4



5



6



# 7

# SPORTS DAY

I will learn to: talk about sports and health · say what I'd like to do

1 CD 3  
02

Listen and look. Then listen and say the words.

## GYM

- 1 throw the ball
- 2 hit the ball
- 3 win a competition
- 4 win a race
- 5 bounce the ball
- 6 kick the ball
- 7 score goals
- 8 win a prize

## SCHOOL SPORTS DAY

10:30	1	14:15	4
11:45	2	15:20	5
12:30	3	16:10	6
		17:10	7



2 Say and guess.

You can kick the ball.

It's football.

3 Write about sports: *You kick the ball in football.*



**1** CD 3 03 Listen and say the letter.

1



Harry

2



Kim

3



Sue and Rebecca

4



Archer and Jeremy

a




b



a




b



a




b



a



b



**2** CD 3 04 Listen and say.

**GRAMMAR FOCUS**

Would you like to play volleyball?  
Would you like to win the race?

Yes, I would. Brilliant!  
No, I wouldn't. I'd like to win the match!



**3** Look and play the 'Would you like ... ?' game.

Would you like to win the race?

Yes, I would. Brilliant! / No, I wouldn't. I'd like to ...

1



2



3



4



5





1 CD 3 05

## Listen and sing.

Would you like to go swimming  
And win the race?

Would you like to go swimming?  
The pool is a brilliant place.

No, I don't want to go swimming  
Or win the race.

I'd like to stay at home all day,  
Play chess and win the game!

Would you like to play football  
And kick the ball?

Would you like to play football  
And score lots of goals?

No, I don't want to play football  
Or score lots of goals.


I'd like to stay at home all day,  
Play chess and win the game!

Would you like to play handball  
And throw the ball?

Would you like to play handball  
In the cool sports hall?

No, we don't want to play handball  
In the cool sports hall.

We'd like to stay at home all day,  
Play chess and win the game!



2

Look at Activity 1 and the pictures below. Say whose these things are.

'It's the handball players' ball.'



## 1 Read the questions. Say the correct answers.

- |   |  |
|---|--|
| 1 Would you like to walk home from school today?  | a Great! I'd like to play chess!                       |
| 2 Would you like to wear jeans to school?         | b Brilliant! I'd like to meet new people and do sport. |
| 3 I'm bored! Would you like to play a board game? | c No, thanks! I'm tired. I'd like to take the bus.     |
| 4 Would you like to be in our handball team?      | d Yes, I would. But we wear a uniform at our school.   |

## 2 CD 3 07 Listen and say.

### GRAMMAR FOCUS

- |                                      |  |
|--------------------------------------|--|
| Would you like to play a board game? | Yes, I'd like to play chess.             |
| Would you like to walk home?         | No, thanks!<br>I'd like to take the bus. |



## 3 Talk to a friend. Say sentences that are true for you.

- 1 I'm tired. I'd like to ...
- 2 I'm hungry. I'd like to ...
- 3 I'm bored. I'd like to ...
- 4 It's cold. I'd like to ...
- 5 No school today. I'd like to ...
- 6 It's sunny. I'd like to ...



## 4 In your notebook, write the sentences from Activity 3.





**Lucy:** Ben, come over here.  
**Ben:** What is it?



**Lucy:** Look. There's a little door. Let's open it.  
**Ben:** Good idea.



**Ben:** Hmm. I think it's a trap ...  
**Lucy:** Me too! Now, let's start looking for that line.



**Horax:** Now we've got you! Give us the map!




**Ben:** We can't get out of that door. What can we do?  
**Lucy:** Hmm, look! There's a ladder – our way out. It's our best chance!



**Lucy:** We can get out here. Let's jump into the pool, but be careful with the map!  
**Ben:** Don't worry. It's in my jacket.





**Lucy:** Look! It's Horax and Zelda! But they can't see us.

**Ben:** Hey, look here!

**Lucy:** It's the next line: 'Look down and find the treasure chest'. Great! Now let's go. Hurry up!



**Ben:** Lucy, run!

**Zelda:** Oh no, look!

**Horax:** Stop, you two! We're going to get you!

## 2 Read and say the correct answer.

- 1 **Ben / Lucy** finds a little door to go into the dragon.
- 2 The door **is / isn't** open when The Explorers start going down.
- 3 Horax and Zelda **go / don't go** into the dragon.
- 4 Ben and Lucy escape through the dragon's **nose / mouth**.
- 5 Ben puts the map in his **jacket / trousers**.
- 6 The next line is on the **ladder / side of the pool**.

## 3 Find the **fe**athers on the **be**ast in the story.

## 4 Listen and say.



King **Dea**n's got gold **bea**ns, but **Hea**ther's **treas**ure is **fea**thers.



# Healthy habits

## 1 Read and answer the question below.

Do you do these things every day?

- 1 get ready for the next day
- 2 go to bed early
- 3 have a healthy breakfast
- 4 imagine the next day
- 5 stretch your body
- 6 drink some water



## 2 Choose and imagine your big day. Then say what it is.

Are you going to ...

- 1 be in an exciting competition?
- 2 ride, run or swim in a race?
- 3 play in a concert?
- 4 take an exam?

## 3 Read some ideas for getting ready for a big day. Match the ideas to the things in Activity 1.

- a Top sportspeople 'see' the race in their heads. Close your eyes and 'see' yourself happy, finishing.
- b Water helps to keep your body at the right temperature.
- c Your body and brain need energy. But don't eat too much sugar! Have some eggs, yoghurt or fruit.
- d Stretching gets your blood moving around your body – and that includes your brain too!

## 4 Which of the ideas in Activity 1 are not in Activity 3? Write sentences to explain why they are a good idea.



- 5** Read more ideas about preparing for a big day. Is it something you should do *before* or *during* your big day?



- 1 Make a list of things you need to take with you.
- 2 Wear the right clothes.
- 3 Wake up early in the morning.
- 4 Decide how to get there.
- 5 Arrive early.

- 6** Work in groups. Choose one of the ideas from Activity 5 and think of two reasons why it is a good thing to do.

It's good to come early, because ...

- 7** Choose a big day and make a poster. Write the steps and the reasons. Then add some pictures.

## PROJECT



- 8** Present your poster to the class.



# LOOK AT THAT BABY!

I will learn to: name some animals · compare things

1 CD 3  
13

Listen and look. Then listen and say the words.

1 cat

2 kitten

3 dog

4 puppy

5 panda

6 panda cub

7 bat

8 pup

9 kangaroo

10 joey

11 lion

12 lion cub

## Animals and their babies



Cat and kitten



Dog and puppy



Panda and panda cub



Bat and pup



Kangaroo and joey



Lion and lion cub

2

Ask and answer.

What's a baby panda called?

It's called a panda cub.

1 CD 3  
14Read and say *true* or *false*. Then listen and check.

## Siberian tiger



## Animal facts – true or false?

- 1 Siberian tigers are bigger than African lions.
- 2 The Mexican free-tailed bat is slower than a parrot.
- 3 Kangaroos are faster than zebras.
- 4 Crocodiles are weaker than hippos.
- 5 Ducks are better swimmers than penguins.
- 6 Cheetahs are worse runners than horses.



Mexican free-tailed bat



red kangaroo



penguin



cheetah

2 CD 3  
15

Listen and say.

## GRAMMAR FOCUS

big – bigger / small – smaller

tall – taller / short – shorter

strong – stronger / weak – weaker

fast – faster / slow – slower

good – better / bad – worse

Tigers are **bigger than** lions.Cats are **better runners than** mice.

3

Think of an animal. Describe and guess.

It's grey and it's bigger than a panda.

An elephant.

## Listen and sing.

Listen everybody,  
There's chaos at the zoo.  
Can you come and help  
With this hullabaloo?

The lion cubs are faster,  
Faster than we are,  
They are running to the gate,  
Stop them, there they are!

Listen everybody, ...

The joey's jump is higher,  
Higher than a tree.  
It's jumping over the fence  
Where is it? I can't see!

Listen everybody, ...

The panda cubs are smaller,  
Smaller than we are,  
But they're eating all the food,  
All the food from our bar!



2

Look at the pictures and  
read the song. Say what is  
wrong.

In picture 1, the panda cubs ... That's  
wrong. In the song, the panda cubs ...

1



2



3





1 <sup>CD 3</sup><sub>18</sub> Say the answers to the quiz. Then listen and check.

## How much do you know about animals?

- 1 Which animal is the biggest land animal?  
a elephant    b panda    c bear
- 2 Which animal is the longest reptile?  
a lizard    b crocodile    c anaconda
- 3 Which animal is the smallest land animal?  
a frog    b mouse    c bat
- 4 Which bird is the worst flyer?  
a duck    b hen    c parrot
- 5 Which animal is the fastest land animal?  
a tiger    b lion    c cheetah
- 6 Which bird is the best swimmer?  
a penguin    b duck    c parrot




2 <sup>CD 3</sup><sub>19</sub> Listen and say.

### GRAMMAR FOCUS

big – the **biggest** / small – the **smallest**  
 tall – the **tallest** / short – the **shortest**  
 strong – the **strongest** / weak – the **weakest**  
 fast – the **fastest** / slow – the **slowest**  
 good – the **best** / bad – the **worst**

The blue whale is **the biggest** animal in the world.  
 The polar bear is **the best** swimmer among land animals.



3 Say sentences that are true for you. Then write in your notebook.



- 1 The best singer in my family is ...
- 2 The worst swimmer in my family ...
- 3 The fastest runner in my family ...
- 4 The smallest thing in my bag ...

## The trap



**Lucy:** I can't see a line here.  
Where can it be?

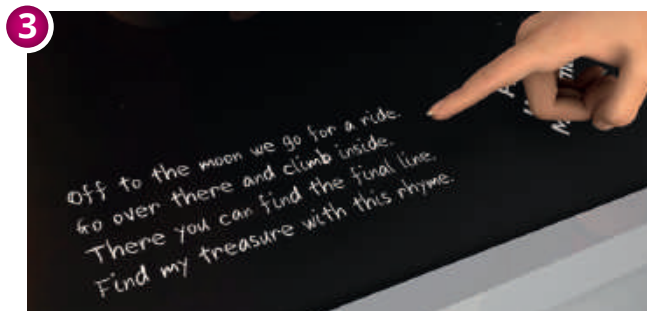
**Ben:** I have no idea. Let's go for a drink  
and we can think about it.

**Lucy:** OK.



**Horax:** 'Look at the planets, look at the  
stars.' Ha! I think the line is on this map!

**Zelda:** Ah! Look! A poem! Let's read it.



**Zelda:** 'Off to the moon we go for a ride.  
Go over there and climb inside.  
There you can find the final line.  
Find my treasure with this rhyme.'



**Horax:** That's easy. It's inside the rocket!  
Come on!

**Zelda:** Let's get our treasure!



**Horax:** Hey, what's happening? ... Oh,  
those kids!

**Lucy:** It was a trick!

**Ben:** There *isn't* a planet on the map.



**Lucy:** And there *isn't* a line here. It was  
all part of our plan to trick you!

**Horax:** Let me out!

**Ben:** No way!



**Ben:** Grandpa! That was a great plan to catch Horax and Zelda.

**Grandpa:** Brilliant! Now, you two are going to the police station with my friend. You have to answer a lot of questions!



**Ben:** Now we can find the last line!

**Grandpa:** And I have to find the answer to another mystery.

## 2 Find the picture in the story where ...

- 1 Horax and Zelda go into the rocket.
- 2 Grandpa arrives at the planetarium.
- 3 Zelda reads a poem.
- 4 Horax and Zelda look at a map.
- 5 The Explorers tell Horax and Zelda about their plan.

## 3 Find who says ...

It's **inside** the rocket.

## 4 <sup>CD 3</sup><sub>21</sub> Listen and say.



**Ly**la would **like** to **try** to **fly** **high** in the sky.





1 Where did Paul find the book?



A




B




C


2 Where did the dinosaurs in the book live?



A



B



C


3 What did they eat?



A



B



C

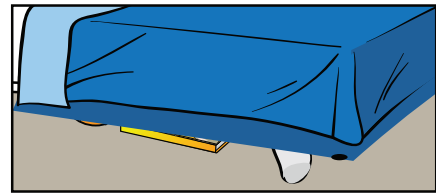
4 What happened to the book?



A



B




C

5 What did Paul give his sister?



A



B



C



Act out

# FINDING AN UNUSUAL ANIMAL

**1** Choose a role card. Read and plan.

## PUPIL A

You are in the park and you see a very unusual animal. Think about the following:

- What does it look like?
- Has it got wings (fur / claws ... )?
- Can it swim (fly / run very fast ... )?

Now phone the zoo. Tell the director about the animal and ask what you should do.

## PUPIL B

You are the zoo director. Someone is going to phone you to tell you about an unusual animal. Think about what you want to know:

- What does it look like?
- What can it do?

Make a decision about what to do.

## USEFUL LANGUAGE

### Finder

Hello, am I talking to the director of the zoo?

I've got a strange animal.

It looks like ...

It's got ...

It can ...

It's faster than / bigger than / smaller than ...

### Director

What exactly does it look like?

What colour is it?

Has it got ... ?

How big ... ?

**2** Act out your play.

What exactly does it look like?



It's got a long body ...





# 9

# AT THE SEASIDE

I will learn to: name summer activities · give reasons

1

CD 3  
26

Listen and look. Then listen and say the words.



1

2

4

6

3

5

7

1 play golf

2 go to the swimming pool

3 do puzzles

4 watch a film

5 go for a walk

6 go shopping

7 go rollerblading

2

**Ask and answer.**


Are you going to do puzzles at the weekend?

No, I'm not. I'm going to ...



1

Read the questions and say the correct answers. Then look and say the letter.



- 1 Why are you carrying your goggles?
- 2 Why are your eyes closed?
- 3 Why are you holding your ears?
- 4 Why are you happy?

2 CD 3 27

Listen and say.

**GRAMMAR FOCUS**

Why are you learning to play golf? **Because** I really like it.

Why are you angry? **Because** it's raining!



3

Ask and answer. Use the phrases below. Then write.



Why are you staying at home?

Because I want to watch a film.

- |                                 |  |
|---------------------------------|--|
| 1 stay at home / watch a film   | 2 learn to play the piano / like music |
| 3 wear sunglasses / sunny       | 4 take riding lessons / like horses    |
| 5 go to the swimming pool / hot | 6 clean your bike / dirty              |

## Listen and sing.

Why don't birds swim, but fly?  
 Why are there stars in the sky?  
 Why are there fish in the sea?  
 Why are they not here with me?

Why?  
 Don't ask me 'why'!  
 Why?  
 Stop asking 'why'!

Why are you going for a walk now?  
 Why have you got a cat, not a cow?  
 Why do you do puzzles all day?  
 Why aren't clouds pink, but grey?

Why?  
 ...



## 2

Look at the children in the picture. How do they feel? Is the boy happy, sad or excited? What about the girl? Why?

## 3

Choose words and read out your verse.



Why do ... ?  
 Why are ... ?  
 Why have ... ?  
 Why is ... ?

**1** Read the questions. Say the correct answers. **THINK!**

**1** Where's the toy shop?

**2** Is there any fruit in your school bag?

**3** What are you going to do?

**4** What's the fastest land animal?

**5** Would you like to play tennis?

**6** Do you go to school on Mondays?

**7** Why are you sad?

**9** What is your brother doing?

**8** Did you go to the beach?

**10** What do you usually do after school?

**a** I'm going to make some soup.

**b** I usually do my homework.

**c** It's opposite the bookshop.

**d** No, there isn't.

**e** He's watching a film.

**f** Yes, I do.

**g** Because there aren't any sweets!

**h** The cheetah. It's faster than the lion.

**i** No, I didn't.

**j** Yes, I would. Brilliant!

**2** Play the *question game*.

What do you usually do after school?

I usually ...

**3** In your notebook, answer the questions 2-6 from Activity 1.







**Lucy:** We'd like to hire a rowing boat, please.

**Assistant:** How long do you want it for?

**Ben:** An hour, please.

**Assistant:** OK, that's £5.



**Ben:** Oh, where's the line?

**Lucy:** Hey, look – on the oar!  
It's the last line!

**Ben:** You're right. 'There's the key to end this game.' Great, we've got all six lines!



**Ben:** OK, let's put the rhyme in order. I think this is the first line: 'In the lighthouse come and see.'

**Lucy:** And there's a lighthouse on the beach near the hotel! Come on!



**Ben:** Well, this is stair 33.

**Lucy:** And there's the picture.


**Ben:** Now we have to look for the key.

**Lucy:** Yes, let's do that.



**Ben:** Look, the key! Now we have to find the chest ...

**Lucy:** We have to climb more stairs first. I think we have to go to the top.



**Ben:** 'Climb more stairs and look out west.'

**Lucy:** Which way is that?

**Ben:** The sun sets in the west. It's over there.

**Lucy:** And look at the floor down here!



**Lucy:** That's it, Buster! Find the chest!

**Ben:** Here's the key. Look, it fits!

**Lucy:** Wow! This treasure is beautiful!

**Ben:** And now we can take it to the museum.



**Horax:** That ring ... I wasn't very clever!

**Zelda:** No, you weren't, Horax. Look – the treasure is in the museum now!

**Horax:** Again? Oh no!

## 2 Answer the questions.

- 1 Where do Ben and Lucy find the last line?
- 2 Where is the lighthouse?
- 3 Where do Ben and Lucy find the key?
- 4 Who finds the chest?
- 5 Where do The Explorers take the treasure?

## 3 Find a cup of tea in the story.

## 4 Listen and say.

CD 3  
32



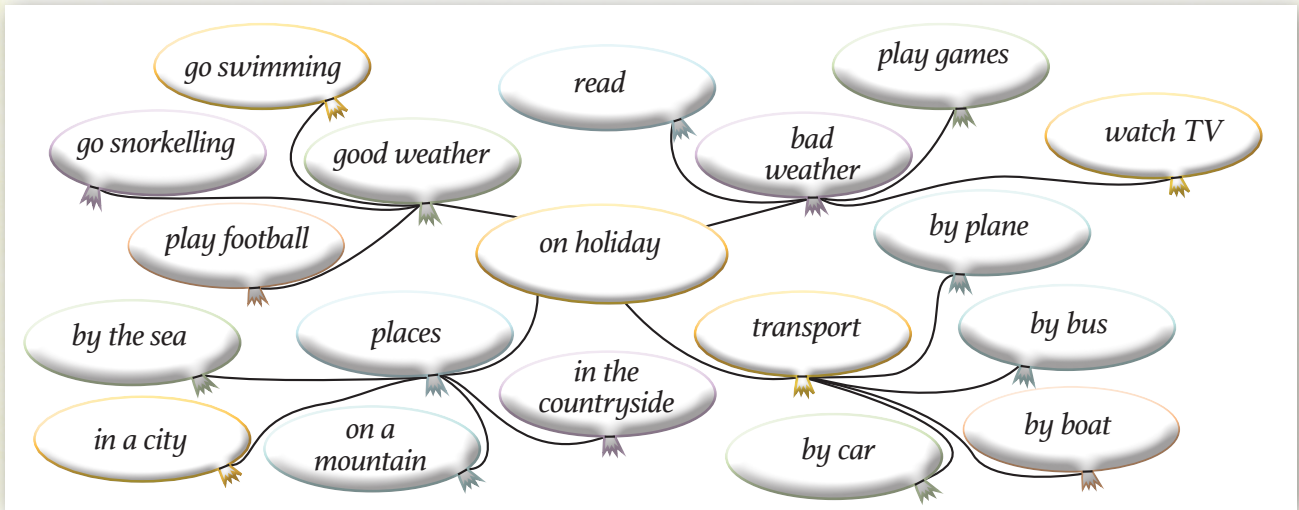
A piece **of** cake, a cup **of** tea. On **the** lake – just you **and** me.





# HOLIDAY PLANS

## 1 Make a mind map about holidays.



## 2 Imagine you are on holiday now. Write your ideas.

Where? – Odesa ...


- 1 Where are you? (at home / in another country)
- 2 What was the weather like the last few days? (sunny / rainy / ... )
- 3 What did you do? (went swimming / read a book / ... )
- 4 What are you going to do in the next few days? (play games / ... )

## 3 Read. Then write a postcard about your holiday.



Hello Anna,

We're on holiday in Odesa. It's great. We're in a hotel by the sea. The last few days the weather wasn't good. It rained, but that wasn't a problem. We had lots of fun. We played games and read. In the evenings, we watched DVDs.



The next few days are going to be better. We're going to swim in the sea and play football on the beach.

Love, Trish



**4** Make a class list of holiday plans on the board.

Go to the  
beach

✓✓✓✓

Stay at  
home

✓✓✓✓✓

Go  
abroad

✓

Do a  
holiday club

✓✓

Go  
Camping

✓✓✓✓

**5** Work in groups. Choose a holiday plan.  
Ask and answer. Make a poster.

## PROJECT

What are you going to do on the beach?

I'm going to read lots of books.



**6** Tell the class about your poster.

Four children are going to go to the beach. Bruno is going to learn to surf.

Anne is going to fly her kite.

Pavlo is going to read lots of books on the beach.

Sashko is going to eat lots of ice cream and build a big sandcastle.

# Quiz time



## 1 Ask and answer.

1 Why is it always noisy?

- a because they play the drums. b but they play the drums.



2 – ... do you drive a bus?

– Because I'm a driver.

- a What b Where c Why

3 The ... thing in my bag is my rubber.

- a smallest b biggest c smaller



4 Would you like to go to the museum?

a Yes, I would. Brilliant! b No, I don't.

c Yes, I am.

5 Why are you visiting a dentist?

a Because I've got toothache.

b Because I've got a headache.

c Because I've got a cold.




6 ... you like to play golf?

- a Would b Are c Can

7 What is the ... planet in our solar system?



- a big b bigger c biggest?



8 The elephant is ... the lion.

- a bigger than b biggest than c bigger that

# COMPARE THE ANIMALS GAME






# Defender's Day

## 1 Read the text. Then say *true* or *false*.

In Ukraine, we celebrate Defender's Day on the 14th of October. It's a public holiday in Ukraine. Adults don't work and children don't go to school. People greet defenders who fight for Ukraine. This is also Cossacks Day. Cossacks were soldiers who protected Ukraine in the past. Concerts, festivals and marches take place on the streets on this day.



- 1 Defender's Day is a public holiday.
- 2 People celebrate Defender's Day in September.
- 3 On this day children have lessons.
- 4 The 14th of October is also Ukrainian Cossacks Day.
- 5 Cossacks took part in festivals.

## 2 Read a 'Thank you' note to defenders. Then make your own 'Thank you' card with a note on it.

- 1 Take a piece of paper and draw a heart on it.
- 2 Colour your paper heart using blue and yellow pencils.
- 3 Think what you can say 'thank you' for.
- 4 Write your 'Thank you' note.

**Thank you for  
protecting Ukraine**  
**and  
our lives!**

# Halloween

1 CD 3  
37

Listen, read and say the letter.



In the US, we celebrate Halloween on the 31st of October. We make lanterns from pumpkins!

Would you like to make a lantern for Halloween? It's easy! Here's what you do:

- 1 First, buy a big pumpkin and a candle.
- 2 Then, draw a face on the pumpkin.
- 3 Next, take out the inside of the pumpkin.
- 4 Then, cut out the eyes, nose and mouth.
- 5 After that, put the candle inside the pumpkin.
- 6 Finally, light the candle. Be careful!



2 CD 3  
38

Listen and point. Then chant.



Halloween, Halloween,  
It's time for Halloween!  
It's time to be scary,  
It's time to scream!

There are **ghosts**, there are **bats**,  
There are **zombies**, there are **cats**,  
There are **vampires**, there are **skeletons**  
And **witches** in hats!

Are you scared? Are you worried?  
Are you ready to run?  
Look – the scary things are coming,  
But don't be nervous, it's just for fun!





# Christmas

1

CD 3  
39

Listen and read. Then say *true* or *false*.



This is a photo of the Christmas tree in Trafalgar Square in London. It's a present from the people in Norway. Every year, the Norwegians give a beautiful Christmas tree to the people of London for helping them in the Second World War.

The tree is 20 metres high and 50 to 60 years old! It comes from the forests around Oslo. A lot of people come to sing Christmas carols near the Christmas tree in Trafalgar Square.



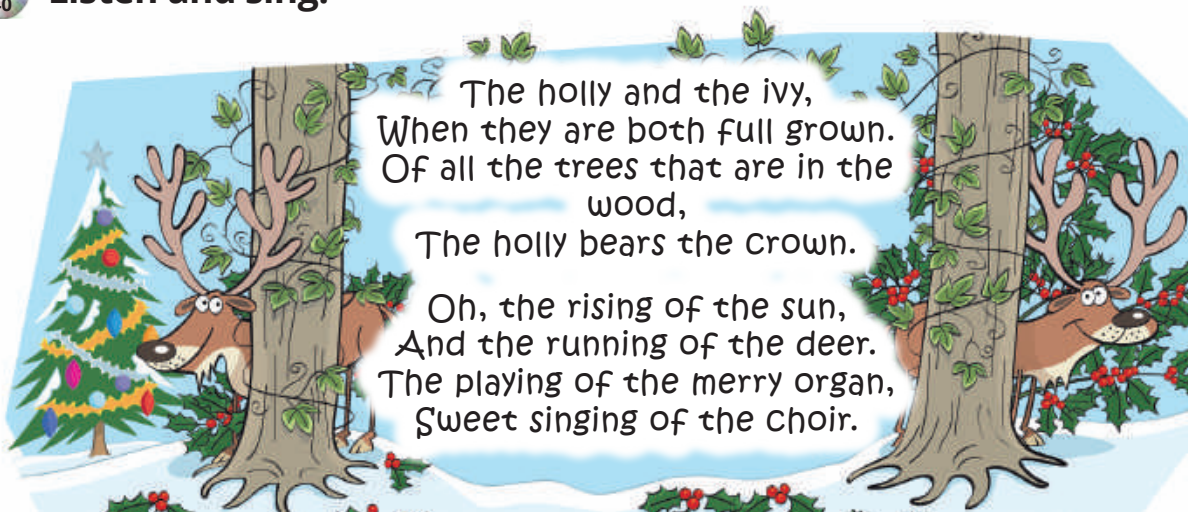
- 1 The Christmas tree in the photo is in the UK.
- 2 It is a present for the people of Oslo.
- 3 The tree comes from the forests in Norway.
- 4 People don't sing songs around the tree.



2

CD 3  
40

Listen and sing.





# New Year's Eve

## 1 Read and find the pictures.

Each country has its own traditions on New Year's Eve. In Australia, there's the interesting tradition of the **Aboriginal smoking ceremony** in Sydney Harbour. Smoke flows across the water and cleans everything of negative spirits.

In Scotland, the season is called Hogmanay. There's **a torchlight procession through the streets of Edinburgh** with music and singing.

The Americans celebrate the beginning of the new year with **the dropping of a big glass ball in Times Square**, New York. When the ball drops, the new year starts.

In England, **the bells from Big Ben in London** mark the countdown to midnight. Then at 12 o'clock, there are fireworks.

There's one tradition that all these English speaking countries share. At midnight **people hold hands in a circle and sing the Scottish song: Auld Lang Syne.**



## 2 Read and say true or false.

- 1 There's an Aboriginal smoking ceremony in Sydney Harbour on Christmas Eve.
- 2 In London, dropping a ball marks the beginning of the new year.
- 3 There's a torchlight procession through the streets of Edinburgh.
- 4 Big Ben is in New York.

### Your culture

#### Answer about Ukraine.

- 1 Do you have a special dinner on New Year's Eve?
- 2 Do you spend New Year's Eve with your friends or family?
- 3 Do you go to a procession on New Year's Eve?

# Valentine's Day

1 CD 3  
41

Listen, read and say the letter.



Valentine's Day is on the 14th of February. People give cards, chocolates and flowers to the people they love.

At school, we make different Valentine cards. Here are some of my favourites:

- 1 The **'heart in hand' card** – you cut out a piece of card with your handprint on it. Then you stick a heart onto the hand. You write a poem or a nice message on the heart.
- 2 The **'dinosaur' card** – you draw a dinosaur (or two!) or you print out some drawings from the Internet and colour them in. Then you write a fun 'dinosaur' message on your card!
- 3 The **'sponge heart' card** – you cut a sponge into a heart shape. Then you dip the sponge into some paint and stamp your card. When the paint is dry, you write a message on your card.



2 CD 3  
42

Listen and read. Then say the poem.





# Earth Day

## 1 Read and answer. What do people do on Earth Day?

Earth Day is on the 22nd of April. It is a day to think about our planet and what we can do to protect it.

On Earth Day, some schools organise activities to help keep the environment clean. There are activities you can do in groups, like planting trees or collecting rubbish from our roads and beaches.


You can do other activities at home. You can recycle paper and bottles. You can save water too – have a shower not a bath. It's important to protect our planet. So let's all celebrate Earth Day!



## 2 What other things can you do to protect our planet?

- at home
- at school

## 3 CD 3 43 Listen and say the chant. Which pictures are not in the chant?







# Mother's Day

1 CD 3  
44

Listen, read and say the letter.

My mum is very special. I love her very much. For Mother's Day, I (1) buy my mum a present and give her flowers. I also (2) make a card for my mum at school. Then, for lunch, (3) we go out to her favourite restaurant. My (4) dad takes my mum breakfast in bed and she loves that. What do you do on Mother's Day?



2 CD 3  
45

Listen and read. Then say the poem.

Mum, Mum, I love you, Mum.  
You're always there for me.  
Thanks for being my mum,  
You are so special to me!



3

Mother's Day is in spring. When is Father's Day?

4

Now write a poem for your mum. Then write a poem for your dad.



# Easter

## 1 Read the text and say which picture is about a celebration in Ukraine and which one is about a celebration in Great Britain.

Easter is a religious holiday. It's celebrated in many countries. In Ukraine, it's a public holiday. People bake special Easter bread. They also colour eggs. Then they have an egg fight. In Great Britain, it's a public holiday, too. People hide coloured eggs all over the house or garden. Then, children try to find all the eggs. Nowadays, they are usually chocolate eggs.



## 2 <sup>CD 3</sup><sub>46</sub> Listen and chant.

Come to my house for Easter,  
And have some fun with me.  
We're going on an egg hunt,  
How many eggs can you see?

There's one in the bedroom.  
It's under the chair.  
There's one in the cupboard.  
There are eggs everywhere!



# Remembrance Day

## 1 Read the text and answer the question. What flower is the symbol of Remembrance Day? Choose the correct picture.

Remembrance Day is a memorial day. It's a day when people organise different events to thank all soldiers who died during World War II and other wars, too. The red poppy is the symbol of Remembrance Day. These flowers were the first plants to grow on the battle fields and graves of soldiers. Ukraine marks Remembrance Day on the 8th of May. People make artificial red poppies and wear them on this day. This symbol is international.



## 2 Read the ideas how to create a poppy for Remembrance Day.

- 1 You can make a poppy from red paper or red fabric.
- 2 You can make a poppy from a paper plate.
- 3 You can draw or paint a poppy.

## 3 Read the instructions how to create a paper red poppy.


- 1 Take black and red coloured paper.
- 2 Draw some petals and a circle for the middle part.
- 3 Cut the elements out.
- 4 Take glue and stick all the petals together. Then cover the middle with the black circle.







## 1 I can say and spell the words for these things.



## 2 I can answer these questions about my home.

- 1 What's inside your fridge?
- 2 Which rooms in your home have shelves?
- 3 How many pillows do you sleep on?
- 4 Where are the cushions in your home?
- 5 Where do you put your books?

## 3 I can complete the sentences about the things I do.

- |                                |                             |
|--------------------------------|-----------------------------|
| 1 Every day, ... .             | 2 My family sometimes ... . |
| 3 I always ... .               | 4 I rarely ... .            |
| 5 I usually ... .              | 6 I never ... .             |
| 7 My friends and I often ... . |                             |

## 4 I can choose the colour to show how I feel about this unit and the language.



Good

Very good

Brilliant



# UNIT 2

1

I can say the words for these things.

1



2



3



4




5



6



7



8



2

I can read a map and say where different places are.

- 1 The toy shop is ... the school.
- 2 The market is ... the school.
- 3 The bookshop is ... the pet shop.
- 4 The school is ... the hospital.



3

I can choose the colour to show how I feel about this unit and the language.



Good


Very good

Brilliant



1 I can say and spell the words for these things.

1



2



3



4



5




6



7



8



2 I can answer the questions about food in my lunchbox.

- 1 Are there any apples in your lunchbox?
- 2 Are there any sandwiches in your lunchbox?
- 3 Are there any biscuits in you lunchbox?
- 4 Is there any juice in your lunchbox?

3 I can talk about my plans.

- 1 I'm going to visit .
- 2 I'm going to buy .
- 3 I'm going to go to .

4

I can say what my favourite food is.

- 1 My favourite food is .
- 2 For breakfast, I like eating .
- 3 For lunch, I like eating .

5 I can choose the colour to show how I feel about this unit and the language.



Good

Very good

Brilliant





1

I can say and spell the words for these things.



1



2



3



4



5

2

I can talk about the weather.

1 It's going to be ...



4 It's going to be ...



2 It's going to be ...



5 It's going to be ...



3 It's going to be ...



3

I can ask and answer the questions about plans for the future.

1 Are you going to ride your bike later today?

2 Are you going to play in the park with your friends?

3 Are you going to tidy up at the weekend?

4 Are you going to go shopping tomorrow?

4

I can choose the colour to show how I feel about this unit and the language.



Good

Very good

Brilliant

## 1 I can say and spell the names of the countries.



## 2 I can name some capital cities.

- |                                   |                                   |
|-----------------------------------|-----------------------------------|
| 1 The capital of Ukraine is ... . | 2 The capital of England is ... . |
| 3 The capital of Turkey is ... .  | 4 The capital of Spain is ... .   |
| 5 The capital of Egypt is ... .   | 6 The capital of Mexico is ... .  |

## 3 I can talk about the past.

- Yesterday I ..., but I didn't ... .
- Last week my friends and I ..., but we didn't ... .
- Yesterday, my teacher and my classmates ..., but we didn't ... .

## 4 I can ask and answer about past events.

- Did you go to the museum last month?
- Did you visit your friend last week?
- Did you play with your pet yesterday?

## 5 I can choose the colour to show how I feel about this unit and the language.



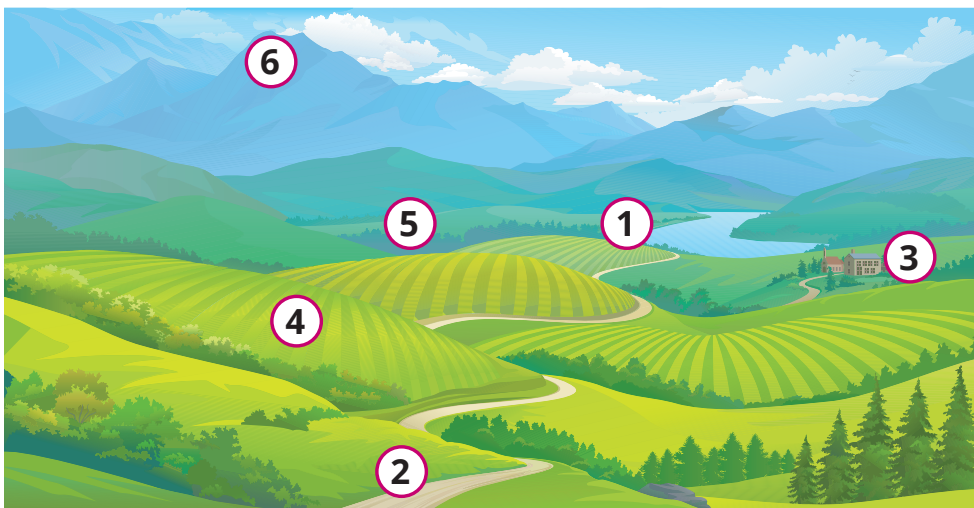
Good

Very good

Brilliant



## 1 I can say and spell the words for these things.



## 2 I can complete the sentence about the past.

- 1 We went to a lake and we ...
- 2 She had a stomach ache because she ...
- 3 I opened the door, but I ...
- 4 Yesterday, I felt awful. I ... a terrible headache.
- 5 Yesterday, I fell down and ... my leg.

## 3 I can connect parts of the sentences using *and*, *but*, *because*, *so*.

- 1 We went to the forest ... had a picnic there.
- 2 We didn't play table tennis, ... we played board games.
- 3 We didn't go to school yesterday ... it was Sunday.
- 4 I was very tired, ... I went to bed at 8 o'clock.

## 4 I can choose the colour to show how I feel about this unit and the language.



Good

Very good

Brilliant





**1** I can say and spell the words for these actions.



**2** I can say the letters to complete the words. Then I can answer the questions.

- 1 Would you like to win a pri\_e in a painting \_ompet\_tion?
- 2 Would you like to run very fast and w\_n the r\_ce?

**3** I can complete these sentences about sports and hobbies.

- 1 In basketball, players ... and throw a big ball.
- 2 In baseball, players throw and ... a small ball.
- 3 In football, players ... the ball and try to ... goals.
- 4 In handball, players ... the ball.

**4** I can choose the colour to show how I feel about this unit and the language.



Good

Very good

Brilliant

**1****I can name some animals and their babies.****2****I can compare different animals.**

- 1 Zebras are fast. Lions are ..., but cheetahs are the ...
- 2 Bears are big, elephants are ..., but blue whales are the ...
- 3 Koalas are slow, turtles are ..., but snails are the ...

**3****I can talk about my family and my school.**

- 1 The tallest person in my family is ...
- 2 The oldest person in my family is ...
- 3 The youngest person in my family is ...
- 4 The best subject at school for me is ...
- 5 The biggest thing in my school bag is ...
- 6 The smallest thing in my pencil case is ...

**4****I can choose the colour to show how I feel about this unit and the language.**

Good

Very good

Brilliant

## 1 I can name these activities.



## 2 I can say the reason.

- |                        |                        |
|------------------------|------------------------|
| 1 Why is she sad?      | 2 Why are they hungry? |
| 3 Why is the boy cold? | 4 Why is she happy?    |
| 5 Why is he tired?     | 6 Why are they hot?    |

## 3 I can ask about the reason.

- 1 Why ...? Because it's late.
- 2 Why ...? Because it's beautiful.
- 3 Why ...? Because it's dark.
- 4 Why ...? Because it's summer.

## 4 I can choose the colour to show how I feel about this unit and the language.





## Well done, Explorers!

### Present simple

I/You **read** / **don't read** comics.  
He/She **watches** / **doesn't watch** TV.  
We/They **play** / **don't play** basketball.

### Present continuous

I **am** / **am not reading** a comic.  
He/She **is** / **isn't watching** TV.  
We/You/They **are** / **aren't fishing**.

### 1 Say the correct answer.

- 1 I **like** / **likes** camping.
- 2 Maria **don't** / **doesn't** play tennis.
- 3 Pedro **goes** / **go** hiking in the holidays.
- 4 They **don't** / **doesn't** have lunch at school.
- 5 My brother and I **plays** / **play** the piano.

### 2 Say the complete sentences.

- 1 (X) Emma  (listen) to the radio.
- 2 (✓) We  (fish) in the park.
- 3 (✓) Carla and Daniel  (clean) their bikes.
- 4 (X) John  (have) breakfast.
- 5 (✓) I  (do) this exercise.

### Present simple (questions)

**Do you play** football?

Yes, I **do**. / No, I **don't**.

**Does he/she like** pizza?

Yes, he/she **does**. / No, he/she **doesn't**.

**Do they help** in the garden?

Yes, they **do**. / No, they **don't**.

### Present continuous (questions)

**Are you having** dinner?

Yes, I **am**. / No, I'm **not**.

**Is he/she talking** on the phone?

Yes, he/she **is**. / No, he/she **isn't**.

**Are they building** a tree house?

Yes, they **are**. / No, they **aren't**.

### 1 Put the words in order. Answer.

- 1 Silvia / hockey / does / play / ? (X)
- 2 at 7 o'clock / you / get up / do / ? (✓)
- 3 baseball / David / does / like / ? (✓)
- 4 ride / do / their bikes / they / ? (X)
- 5 she / does / go swimming / ? (✓)

### 2 Say the complete sentences.

- 1  Sonia fishing? No, she .
- 2  you cleaning your shoes? No, I .
- 3  you and Carlos singing? Yes, we .
- 4  they dancing? Yes, they .
- 5  he sleeping? No, he .

**1****How often ... ?, adverbs of frequency**

How often do you eat soup for lunch?

I **always** eat soup for lunch.I **usually** eat soup for lunch.I **often** eat soup for lunch.I **sometimes** eat soup for lunch.I **rarely** eat soup for lunch.I **never** eat soup for lunch.**1****Say the correct answer.**

✓✓✓ = always   ✓✓ = sometimes   ✗ = never

- 1 (✓✓✓) I ... help my dad in the kitchen.
- 2 (✗) Clara ... tidies up after breakfast.
- 3 (✓✓✓) Hugo and Jenny ... walk to school.
- 4 (✓✓) We ... get up before 7 o'clock.

**2****Prepositions of place****Adverbs of place**My house is **opposite** the school.The bookshop is **near** the pet shop.The window is **above** the bed.The cellar is **below** the stairs.Come **inside** / **outside**.Go **upstairs** / **downstairs**.Turn **left** / **right**.**1****Look and say the complete sentences.**

- 1 The sofa is ... the TV.
- 2 The sofa is ... the painting.
- 3 The clock is ... the TV.
- 4 The weather's sunny! Let's go ... !
- 5 The bedrooms are upstairs, but the kitchen is ... .



**3****some and any**

Is there **any** pasta?  
 There is **some** / isn't **any** pasta.  
 Are there **any** apples?  
 There are **some** / aren't **any** apples.

**going to ...**

I'm **going to** make a pizza.  
 I'm **not going to** have a bath.

**1****Say the complete sentences.**

- Are there  parks in your town?  
Yes, there are  parks.
- Are there  biscuits in the box?  
No, there aren't  biscuits.

**2****Say the complete sentences.**

- I'm  to have rice for dinner.
- I'm going  go shopping today.
- I'  going to play badminton after lunch.
- I'm  to visit my grandma after school.

**4****going to (statements and questions)**

It's **going to** be sunny.  
 It's **not going to** be rainy.

**Are you going to** play golf?  
 Yes, I **am**. / No, I'm **not**. I don't like it.

**1****Say the complete sentences.**

- you going to play football?  
Yes, I .
- it going to rain?  
No, it .

**5****Past simple**

We **went** to the beach, but we **didn't**  
**go** swimming.  
 We **played** basketball, but we **didn't**  
**play** football.

**Past simple (questions)**

**Did you go** shopping?  
 Yes, I **did**. / No, I **didn't**.

**1****Say the complete sentences. Use *did, didn't*.**

- you go to the cinema?  
No, we , but we went to the park.
- you go to the market?  
Yes, I .



**6****Connectors**

I was thirsty, **but** I didn't have any water to drink.

We went to a park **and** we had a picnic there.

I went swimming **because** the weather was nice.

We were hungry, **so** we went to a café.

**1****Say the complete sentences.**

- 1 I didn't do my homework ... I was very tired.
- 2 I was ill, ... I didn't go to the party.
- 3 My mum loves sweets, ... she doesn't like cakes.
- 4 We made some sandwiches ... we went for a picnic.

**Past simple irregular verbs**

I **felt** awful yesterday.

I **was** ill.

I **broke** my arm.

I **hurt** my foot.

What **was** the matter?

I **had** a stomach ache.

I **had** toothache.

I **had** a headache.

**1****Say the past simple form for the irregular verbs.**

- 1 be
- 2 break
- 3 have
- 4 hurt

**2****Complete the sentences.**

- 1 I ... terrible yesterday.
- 2 I ... a headache yesterday.
- 3 She can't write today, because she ... her arm yesterday.
- 4 He can't run today, because he ... his leg yesterday.
- 5 I can't eat sweets today, because I ... a stomach ache yesterday.

**7****Would ... like to ... ?****Would you like to** play baseball?**Yes, I would.** Brilliant!**Yes, I'd like to** play baseball.**Would you like to** play golf?**No, I wouldn't.** I'd like to play chess.**No, thanks.** I'd like to play tennis.**1****Put the words in the correct order. Then answer the question.**

1 go / you / Would / to / the / like / to / beach / ?

2 you / with / me / Would / to / like / dance / ?

**8****Comparatives****Superlatives**Cheetahs are **faster than** tigers.The elephant is **the biggest** land animal in the world.Ducks are **worse** swimmers **than** penguins.The penguin is **the best** swimmer among birds.**1****Say the complete sentences. Use comparatives.**

1 My rucksack / small / your rucksack.

2 Martin / tall / his brother.

**2****Say the complete sentences. Use superlatives.**

1 This is the (big) cinema in town.

2 Jane is the (fast) runner in our class.

**9****Why ... ? Because ...****Why** have you got two pizzas?**Because** I'm very hungry!**Why** are you happy?**Because** it's my birthday!**1****Read the questions. Say the correct answers.**

1 Why are you making that card?

**a** Because they're really dirty.

2 Why are you cleaning your goggles?

**b** Because it's my sister's birthday.

# Irregular verbs

be	was / were
bite	bit
break	broke
catch	caught
come	came
do	did
eat	ate
fall	fell
feel	felt
find	found
get	got
give	gave
go	went
have	had
hurt	hurt
make	made
read	read
ride	rode
say	said
see	saw
take	took
tell	told
wake up	woke up
win	won

What	do you / they does she / he did she / he / you / they	read	every day?
Where		play	on Sundays?
When		help	yesterday?
Why		listen to	last week?



**Англійська мова:** підручник для 4 класу закладів загальної середньої освіти (з аудіосупроводом) / Герберт Пухта, Гюнтер Гернгрос, Пітер Льюїс-Джонс. – Київ: Видавництво «Лінгвіст», 2021 – 112 с.

ISBN (укр.) 978-617-7713-73-8

Підручник адаптований до вікових особливостей учнів та спрямований не тільки на вивчення англійської мови, а й на розвиток навичок мислення. Створює міцну основу для подальшого навчання, розвиває навички образного, логічного, критичного мислення та формує моральні цінності.

Підписано до друку 17.05.2021.  
Замовлення № 602226.  
Папір офсетний. Друк офсетний.  
Формат 84\*108/16, 11,76 умовн. друк. арк.  
Наклад 82 965

Підручник відповідає Державним санітарним нормам і правилам «Гігієнічні вимоги до друкованої продукції для дітей»

Віддруковано у ТОВ «КОНВІ ПРИНТ».  
Свідоцтво про внесення суб'єкта видавничої справи до Державного реєстру видавців, виготівників і розповсюджувачів видавничої продукції.  
Серія ДК № 6115, від 29.03.2018 р.  
03680, м. Київ, вул. Антона Цедіка, 12  
тел. (044) 332-84-73

ТОВ «Видавництво «Лінгвіст»  
04208, м. Київ, просп. Василя Порика, 9-Г, к. 58  
Свідоцтво про внесення суб'єкта видавничої справи до Державного реєстру видавців, виготівників і розповсюджувачів видавничої продукції.  
Серія ДК №6168 від 03.05.2018 р.  
Адреса редакції: 04071, Київ,  
вул. Нижній Вал 17/8  
Email: publishing@linguist.ua  
Тел. (044) 599-32-28

ISBN (англ.) 978-110-8789-59-2  
ISBN (укр.) 978-617-7713-73-8  
© Quick Minds (Ukrainian edition),  
Cambridge University Press and Publishing House Linguist, 2021

Усі права застережено.  
Жодна частина цього видання не може бути відтворена у будь-якій формі і будь-якими засобами без дозволу правовласника.

**CAMBRIDGE**  
UNIVERSITY PRESS

Cambridge University Press is part of  
the University of Cambridge.

www.cambridge.org



www.publishing.linguist.ua

## Thanks and acknowledgements

### Authors' thanks

We would like to thank a number of people whose contributions proved invaluable at various stages of the planning, writing and production process of *Quick Minds*.

Many thanks go to our editorial team – Flavia Lamborghini, Emma Stubbs, Pablo Fernández de Córdoba, and Julieta Hernández – for being such a wonderful team, for their enthusiasm, their dedication to the project, their hard work and their fabulous *can-do* spirit.

A special thank you goes to Esteban García, our Production Controller.

We would like to thank Jeannine Bogaard, Publishing Manager; Angus Oliver, Director, Cambridge University Press Iberia; Frances Lowndes, Global Publishing Director and John Tuttle, Deputy Managing Director, ELT, at Cambridge University Press for making this project possible. Thank you all most warmly for your support and encouragement.

Herbert Puchta Günther Gerngross Peter Lewis-Jones

### The publishers are grateful to the following contributors:

Victoria Bewick: freelance writer  
Oliver Design: concept design  
Pentacorb and Blooberry Design Ltd: book design and page make-up  
Chefer and Abel Gantoff Sosa: cover design  
Hilary Fletcher and Helen Bartlett: picture research  
John Green and Tim Woolf, TEFL tapes; Bendito Sonido: audio recordings  
Robert Lee and TEFL tapes: song writing  
Trípode Fotografía and Stephen Bond: commissioned photos

### Special thanks to Kay Bentley and Robert Quinn for their contribution in the development of the CLIL sections.

Special thanks to Yevheniia Zhukova for her contribution in the developing of I CAN Do section, CULTURE section and adapting the materials to Ukrainian curriculum.

### Special thanks to Karen Elliott for developing and writing the phonics material.

### The publishers and authors would like to thank the following consultants:

Lucy Frino, Pippa Mayfield, Susannah Reed, Hilary Ratcliff, Melanie Williams

### The publishers and authors are grateful to the following teachers that took part in class observation and interviews:

Florentina Benito, Pilar Blanco, Isabel Caballero, Manuela Cabeza, María Dolores Clemente, Almudena Cortés, María Enrile, Luisa Fernanda Fernández, Mary Finbow, Dolores García, Irene García, María Elena García, Alicia Gil, Pablo Giménez, Paz Gómez, Carlota González, Carolina Jiménez, Gema Hernández, Yolanda Ibáñez, Teresa Ivars, Carlos López, Carolina Montes, Rut Pérez, Beatriz Rey, Sergio Rodríguez, Ángela Romero, Virginia Rubio, Eva Ruiz, Francisca Sánchez, Luis Sierra, Pedro Tielve, Javier Toledo, Guiomar Yagüe, Marta Zahira

### The publishers are grateful to the following illustrators:

Alan Rowe, Andy Parker; Clive Goodyer (Beehive); Andrew Hennessey; David Semple; Chris Lensch (Sylvie Poggio); Bernice Lum; Anna Hancock; Marek Jagucki; Ben Hasler (NB Illustration); Red Jelly; Katy Jackson (Bright); James Elston (Sylvie Poggio); Sam Church (The Organisation)

We are unable to trace the copyright holders of the photographs that appear on pages 34–35 (b/g) and 68–69 (b/g) and would appreciate any information to enable us to do so.

### The publishers are grateful to the following children for their contribution to the Creativity pages:

Olivia Escritt Hernández, Julio García Quintanilla, Mateo Lynch del Río, Alex Sánchez Thacker, Evie Sánchez Thacker

### The publishers are grateful to the following for permission to reproduce copyright photographs and material:

Key: l = left, c = centre, r = right, t = top, b = bottom, b/g = background

p. 7 (1): Valua Vitaly/Shutterstock; p. 7 (2): Thomas M Perkins/Shutterstock; p. 7 (3): Thinkstock; p. 7 (4): GelpiJM/Shutterstock; p. 7 (a): Eric Isselee/Shutterstock; p. 7 (b): Igor Kovalchuk/Shutterstock; p. 7 (c): Eric Isselee/Shutterstock; p. 7 (d): Elena Butinova/Shutterstock; p. 11 (tl): glenda/Shutterstock; p11 (tr): Digital Media Pro/Shutterstock; p. 16 – 17 (b/g): Fotolia.com/loiuseb; p. 16 (tl): Shutterstock Images/Valentin Agapov; p. 16 (tc): Shutterstock Images/Voronin76; p. 16 (tr) Shutterstock Images/Elena Schweitzer; p. 16 (2tl): Nerthuz/Shutterstock; p. 16 (cl): Shutterstock Images/J. Helgason; p. 16 (bl): Shutterstock Images/Elena Schweitzer; p. 17 (tl): Photolibary.com/Datacreaf/ Datacraft Co Ltd; p. 17 (tc): Alamy/© keith morris; p. 17 (tr): Corbis/ © Chris Stock/Lebrecht Music & Arts; p. 17 (bl): Shutterstock Images/Artmim; p. 17 (bc): Shutterstock Images/Nesterov; p. 17 (br): Alamy/© David J. Green; p. 19 (tl): Pressmaster/Shutterstock; p. 19 (tr): Africa Studio/Shutterstock; p. 19 (cl): © PhotoAlto /Alamy; p. 19 (cr): moodboard/Corbis; p. 27 (b): LJV/Shutterstock; p. 31 (t): Images/Stone/Smith Collection; p. 31 (c): PhotoLibrary.com/Radius Images; p. 31 (b): restyler/Shutterstock; p. 34 (tl): Lorelyn Medina/Shutterstock; p. 37 (tl): wavebreakmedia/Shutterstock; p. 37 (tc): © Denkou Images/Alamy; p. 37 (tr): Goodluz/Shutterstock; p. 37 (bl): Thinkstock; p. 37 (bc): Carme Balcells/Shutterstock; p. 37 (br): Ammentorp Photography/Shutterstock; p. 45 (a1): Pavel L Photo and Video/Shutterstock; p. 45 (b1): Thinkstock; p. 45 (a2): mattomedia Werbeagentur/Shutterstock; p. 45 (b2): Ronald Summers/Shutterstock; p. 45 (a3): © NewStock/Alamy; p. 45 (b3): Thinkstock; p. 47 (1): Thinkstock; p. 47 (2): Zou Zou/Shutterstock; p. 47 (3): Catalin Petolea/Shutterstock; p. 47 (4): Jacek Chabraszewski/Shutterstock; p. 50 – 51 (b/g): Fotolia.com; p. 50 (1): Photolibary.com/Peter Arnold Images/ Doug Perrine; p. 50 (2): Alamy/© LeighSmithImages; p. 50 (3): Photolibary.com/Oxford Scientific (OSF)/ Mark Webster; p. 50 (4) Photolibary.com/Oxford Scientific (OSF)/ David B Fleetham; p. 50 (5): Photolibary.com/Oxford Scientific (OSF)/ David B Fleetham; p. 50 (6): Photolibary.com/Bios/ Brandon Cole; p. 68 (tl): Corbis/© Cynthia Hart Designer; p. 68 (tr): Painting "Awayday" by Lewis C Bennett: www.slides2disk.co.uk; p. 68 (bl): Getty Images/The Bridgeman Art Library/ Andrew Macara; p. 68 (br): Cafe Terrace, Place du Forum, Arles, 1888 (oil on canvas) by Gogh, Vincent van (1853-90) Rijksmuseum Kroller-Muller, Otterlo, Netherlands/ The Bridgeman Art Library Nationality / copyright status: Dutch / out of copyright; p. 69 (tl): Alamy/© Fotomaton; p. 69 (tr): Alamy/© GAUTIER Stephane/SAGAPHOTO.COM; p. 69 (cl): Alamy/© Sally and Richard Greenhill; p. 69 (cr): PhotoLibrary.com/Robert Harding Travel/ Ken Gillham; p. 73 (a): Henn Photography/cultura/Corbis; p. 73 (b): Thinkstock; p. 73 (c): Thinkstock; p. 73 (d): Maya Kruchankova/Shutterstock; p. 80 (b/g): Thinkstock; p. 80 (tl): Thinkstock; p. 80 (a): Africa Studio/Shutterstock; p. 80 (b): © Food and Drink Photos/Alamy; p. 80 (c): Crepesoles/Shutterstock; p. 81 (b/g): Thinkstock; p. 81 (tl): Thinkstock; p. 81 (a): © Piero Crucianti/Alamy; p. 81 (b): Ronnie Kaufman/Larry Hirshowitz/Blend Images/Corbis; p. 81 (c): Svetlana Foote/Shutterstock; p. 81 (b/g): Thinkstock; p. 82 (b/g): Thinkstock