

Грін Кантрі, Марія Павлюс

АНГЛІЙСЬКА МОВА

Підручник для 1 класу
закладів загальної середньої освіти
(з аудіосупроводом)



Тернопіль
Видавництво «Підручники і посібники»
2018

УДК 373.29
Г-82

Експерти: **Проценко К. О.** – директор учбового департаменту
Борис Д. П. – викладач кафедри англійської філології і перекладу Київського національного лінгвістичного університету
Шмаргун В. М. – завідувач кафедри психології НУБіП України
Шорон О. Я. – учитель англійської мови
Шулварова К. С. – старший викладач кафедри образотворчого мистецтва НПУ імені М. П. Драгоманова
Шулварова К. С. – експертка з антидискримінації в освіті, учителька фізики Куп'янської ЗОШ І-ІІІ ст. №6 Куп'янської міської ради

Грін Кантрі
Г-82 Англійська мова : підручник для 1 класу закладів загальної середньої освіти (з аудіододатком) / Грін Кантрі, М. Павлюс. – Тернопіль : Підручники і посібники, 2018. – 192 с.
ISBN

УДК 373.29

ISBN

© Грін Кантрі, Паслюс М., 2018
© «Підручники і посібники», оригінал-макет, 2018

Contents

Unit 1

Hello! 5

Unit 2

My Toys 15

Unit 3

I Can 25

Unit 4

Look Around 35

Unit 5

Colours 45

Unit 6

Emotions 55

Unit 7

Family 65

Unit 8

School Things 77

Unit 9

Birthday 89

Unit 10

My Body 101

Unit 11

My Room 111

Unit 12

Playground 123

Unit 13

My Classroom 133

Unit 14

Food 145

Unit 15

Pets 157

Unit 16

Easter 173

Unit 17

Christmas 181


Tasks

-  listen – послухай
-  point to – укажи на
-  repeat – повтори
-  match – з'єднай
-  draw – намалюй
-  sing, chant – співай, наспівуй під ритм
-  say – скажи
-  circle – обведи
-  find – знайди
-  stick – наклеї
-  cut – виріж
-  act – зіграй роль
-  play – пограйся
-  1+2 count – порахуй
-  watch – дивись
-  1,2.. number – пронумеруй
-  colour – розмалюй
-  trace – наведи
-  read – прочитай
-  write – напиши



Unit 1

HELLO!



1 Listen, point and repeat.



hello



boy



girl



stand up



sit down



okay



friends



goodbye

2 Listen, chant and act.




*Hello, hello, hello!
Hello, girls and boys!
Okay, okay, okay!
Stand up, please!
Okay, okay, okay!
Sit down, please!*

*Okay, okay, okay!
Let's be friends!
Okay, okay, okay!
Goodbye, goodbye, goodbye!
Goodbye, girls and boys!*

* Використовуйте QR-коди для відтворення аудіофайлів до вправ.

3 Match and say the words.



4 Listen and act.



5 Play in groups.



1 Listen and circle the picture.



<p>1.</p>	<p>2.</p>	<p>3.</p>
	<p>4.</p>	<p>5.</p>

2 Listen and sing.





Hello!

*Hello, hello! Hello, my friends!
 My name is Greeny! Clap your hands!
 Stand up! Sit down! Clap your hands!
 Let's be friends! Let's be friends!
 Hello boys and hello girls!
 Let's be friends!
 Hello boys and hello girls!
 Clap your hands!
 What's your name? What's your name?
 My name is Pinky! Okay! Okay!
 Stand up! Sit down! Okay! Okay!
 Let's be friends! Hooray! Hooray!
 Goodbye boys and goodbye girls!
 Let's be friends!
 Goodbye boys and goodbye girls!
 Clap your hands!*



3 Help Greeny find Pinky.
Draw and say the words.



4 Speak in pairs.



1 Listen, point and repeat the words.



2 Listen, point and chant the words.



3 Listen to the story.



4 Listen again, point and repeat the phrases.



stand up






5 Find the differences.



6 Listen to the story again, repeat.



7 Act out the dialogue.



1 Listen again, sing and act.



Hello!

*Hello, hello!
Hello, my friends!
My name is Greeny!
Clap your hands!
Stand up! Sit down!
Clap your hands!
Let's be friends!
Let's be friends!*



*Hello boys and hello girls!
Let's be friends!
Hello boys and hello girls!
Clap your hands!*



*What's your name?
What's your name?
My name is Pinky!
Okay! Okay!
Stand up! Sit down!
Okay! Okay!
Let's be friends!
Hooray! Hooray!*

*Goodbye boys and goodbye girls!
Let's be friends!
Goodbye boys and goodbye girls!
Clap your hands!*



2 Learn the song.



3 Listen and repeat.



What's your name?

*Hello boys! Hello girls!
Clap your hands!
My name is Greeny!
Let's be friends!*

*Okay! Okay!
What's your name?
My name is Pinky!
Hooray! Hooray!*

*What's your name?
What's your name?
My name is _____!
Hooray! Hooray!*

4 Learn the poem.




5 Draw yourself and say.



Hello! My name is ... I'm a ... Goodbye!







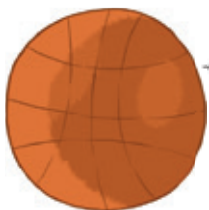







Unit 2 MY TOYS

1 Listen, point and repeat.









 bike	 robot	 teddy	
 kite	 doll	 car	
 ball	 drone	 computer game	 play






2 Listen, point and chant.








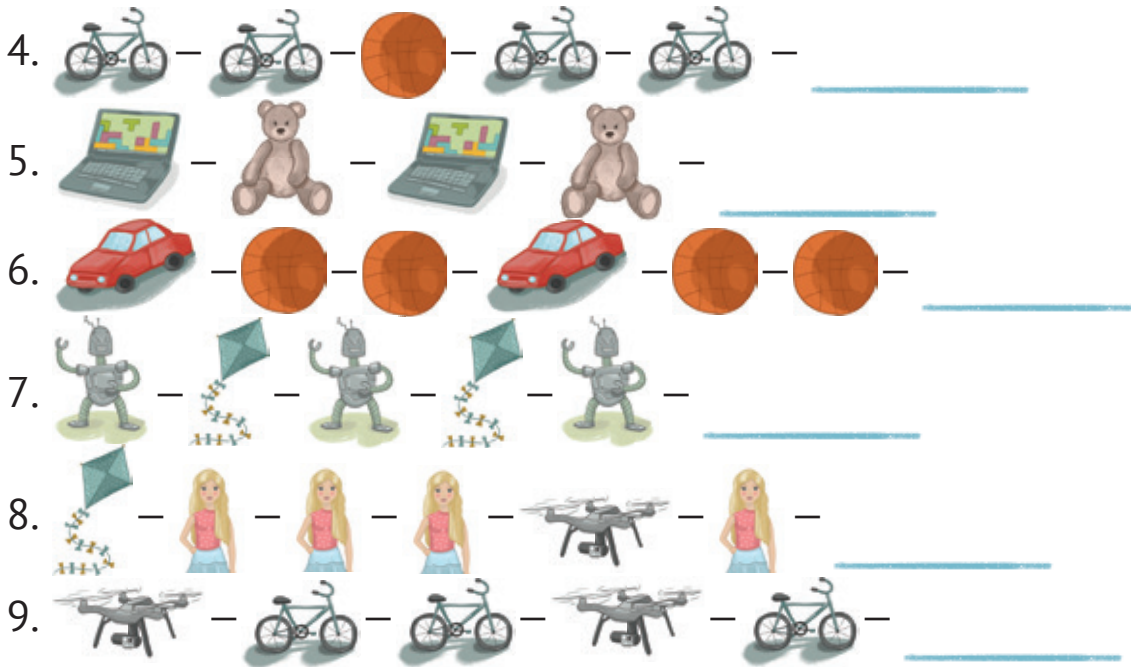
3 Draw and say.



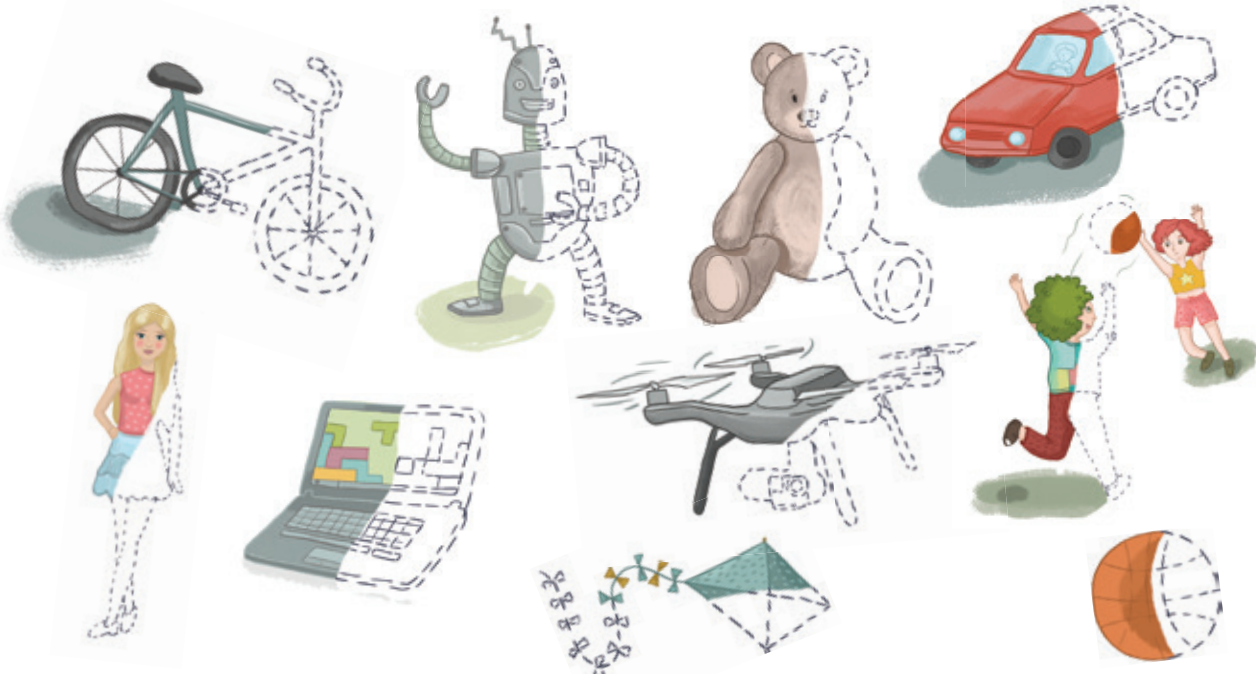
1.  —  —  —  —  —  — _____

2.  —  —  —  —  — _____

3.  —  —  —  —  — _____



4 Draw, colour and say.













5 Listen, point and chant.



What's this? What's this?
 It's a bike! It's a bike!
 What's this? What's this? It's a ...

1 Listen and circle the picture.



1. 	2.  	3.  
	4.  	5.  

2 Listen and sing.



Let's play!



Hello, hello!
 Hello, girls and boys!
 Let's play! Let's play!
 Look at my toys!
 Look, look!
 It's my ball!
 Look, look!
 It's your doll!
 Look, look!
 It's my bike!
 Look, look!
 It's your kite!
 Let's play with my robot!
 Let's play with my drone!
 Let's play computer game!
 Let's play! Let's play!

Look, look!
 It's my ball!
 Look, look!
 It's your doll!
 Look, look!
 It's my bike!
 Look, look!
 It's your kite!

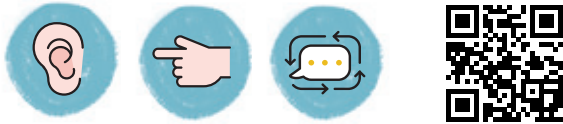


Let's play with your teddy!
 Let's play with your car!
 Let's play computer game!
 Let's play! Let's play!
 Look, look!
 It's my ball!
 Look, look!
 It's your doll!
 Look, look!
 It's my bike!
 Look, look!
 It's your kite!

3 Help Greeny and Pinky find their toys.
Point and say the words.



1 Listen, point and repeat the words.



ball



2 Listen to the story and point at the picture.




play

3 Listen again, point and repeat the phrases.



robot



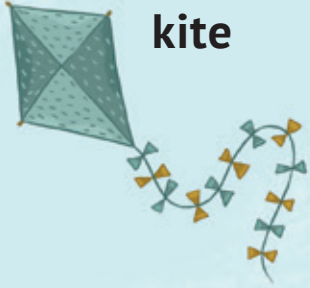
car



drone



kite



teddy



computer
game



doll



toys



4 Find the differences.



5 Listen again, repeat.



6 Act out the dialogue.



1 Listen again, sing and act.



Let's play!

*Hello, hello!
Hello, girls and boys!
Let's play! Let's play!
Look at my toys!*

*Look, look!
It's my ball!
Look, look!
It's your doll!
Look, look!
It's my bike!
Look, look!
It's your kite!*

*Let's play with my robot!
Let's play with my drone!
Let's play computer game!
Let's play! Let's play!
Look, look!
It's my ball!*

*Look, look!
It's your doll!
Look, look!
It's my bike!
Look, look!
It's your kite!*

Let's play with your teddy!

*Let's play with your car!
Let's play computer game!
Let's play! Let's play!*

*Look, look!
It's my ball!
Look, look!
It's your doll!
Look, look!
It's my bike!
Look, look!
It's your kite!*



2 Learn the song.



3 Listen and repeat.



Let's play!

*Hello boys and girls!
Look at my toys!
What's this?
It's my ball.
What's this?
It's my doll.*

*What's this?
It's my game.*


*Let's play!
Let's play!
Let's play!*



4 Learn the poem.




5 Draw your toys.



6 Speak with a partner.



- Hello! Look! What's this?
- It's my ... Goodbye!



Unit 3

I CAN



1 Listen, point and repeat.



run



jump



draw



fly



walk



swim



sleep



dance



sing



ride (a bike)

2 Listen, chant and act.



*I can run! Run, run, run!
I can ...*



3 Match and say.



4 Listen, point and chant.



1, 2, 3! Run with me!
Run, run, run! Run, run, run!
1, 2, 3 ...

5 Say and act in pairs.



One, two, three, ... with me!

1 Listen, point and repeat the words.



2 Listen to the story and point at the picture.



3 Listen again, point and repeat the phrases.





4 Listen and draw.



5 Look at the pictures and say.

Greeny can ... Pinky can ...



6 Act out the dialogue.



1 Listen and circle the picture.



1. 	2. 	3. 
	4. 	5. 

2 Listen and sing.



I can!

*Greeny, Greeny, can you swim?
Can you swim? Can you swim?
Yes, I can. Yes, I can. I can swim.*

*Greeny, Greeny, can you fly?
Can you fly? Can you fly?
Yes, I can. Yes, I can. I can fly.*

*He can fly
and he can run.
He can dance.
Let's have fun!*


*Pinky, Pinky, can you sing?
Can you sing? Can you sing?
Yes, I can. Yes, I can. I can sing.*

*Pinky, Pinky, can you fly?
Can you fly? Can you fly?
No, I can't. No, I can't. I can't fly.*

*She can't fly,
but she can run.
She can dance.
Let's have fun!*

*I can't fly
but I can run.
I can dance.
Let's have fun!*

3 Find, point and say what Greeny and Pinky can do.



4 Look at the pictures and speak in pairs.



- Can you ...?
- Yes. / No.



1 Listen and repeat.



I can ✓

I can!

*It's Greeny. It's Greeny.
He can do magic.
It's Greeny. It's Greeny.
He can fly.*

*It's Pinky. It's Pinky.
She can ride a bike.
It's Pinky. It's Pinky.
She can fly a kite.*

*It's me. It's me.
I can clap my hands.
It's me. It's me.
I can play with friends.*



2 Learn the poem.



3 Draw what you can and can't do.



4 Speak with a partner.

- Hello! Look! I can ...
- I can't ... Goodbye!








I can't ✗




Group Project

5 Ask and tick ✓ or cross ✗ .

Can you?					
1 →					
2 →					
3 →					
4 →					
5 →					

Can you?					
6 →					
7 →					
8 →					
9 →					
10 →					



Unit 4

LOOK AROUND

1 Listen, point and repeat.



cat



dog



frog



butterfly



flower



bee



rainbow



tree



bird



sun

2 Listen, chant and point.



What's this? It's a cat!

Cat, cat, cat, cat.

What's this? It's a ...



3 Count and say.

1+2



4 Listen, point and chant.



Look, look! How many cats?
1 cat, 2 cats, 3 cats!
Look, look! How many ...?

5 Point (ex. 3) and say in pairs.



Look, look! How many cats? – 3 cats!


1 Listen, point and repeat the words.



sun



2 Listen to the story and point at the picture.

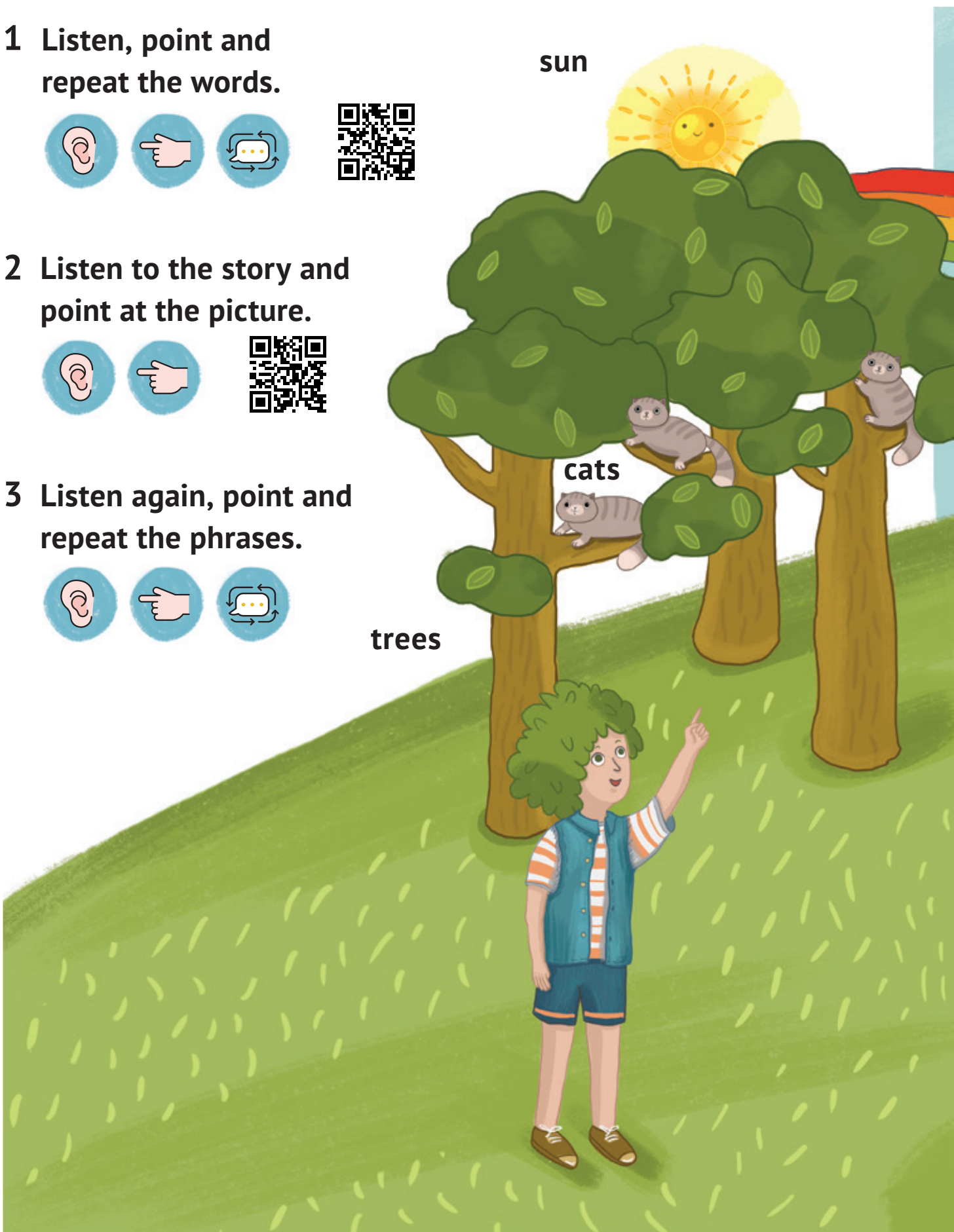



3 Listen again, point and repeat the phrases.



trees

cats





rainbow

bees

butterflies

flowers

Heelp

4 Find the differences.



5 Act out the dialogue.



1 Listen and draw like 😊 or don't like ☹️ .



2 Listen and sing.




I like!

*I like cats. I like cats.
Meow! Meow! Meow!
They can jump. They can sleep.
Meow! Meow! Meow!
I like dogs. I like dogs.
Woof! Woof! Woof!
They can walk. They can run.
Woof! Woof! Woof!
I like cats. I like dogs.
I like birds. I like frogs.
I like flowers. I like trees.
I don't like bees!
I like birds. I like birds.
Tweet! Tweet! Tweet!
They can fly. They can sing.
Tweet! Tweet! Tweet!
I like frogs. I like frogs.
Croak! Croak! Croak!*

*They can jump. They can swim.
Croak! Croak! Croak!
I like cats. I like dogs.
I like birds. I like frogs.
I like flowers. I like trees.
I don't like bees!
I like flowers. I like trees.
La la la.
I like flowers. I like trees.
La la la.
But I don't like bees!
Buzz! Buzz! Buzz!
They can sting! They can sting!
Buzz! Buzz! Buzz!
I like cats. I like dogs.
I like birds. I like frogs.
I like flowers. I like trees.
I don't like bees!*

3 Find, point and say what Greeny and Pinky like and don't like.



4 Speak with a partner.



- Do you like ... ?
- Yes. / No.



1 Listen and repeat.



I like 😊

Do you like?

*Do you like cats? Do you like dogs?
Do you like birds? Do you like frogs?
Yes, yes, yes.
Yes, yes, yes.
I like cats, I like dogs.
I like birds, I like frogs.*

*Do you like rainbows? Do you like tree.
Do you like flowers? Do you like bees?
Yes, yes, yes.
Yes, yes, yes.
I like rainbows, I like trees.
I like flowers, I like bees.*



2 Learn the poem.



I don't like 😞

3 Draw what you like and don't like.



4 Speak with a partner.








- Hello! Look! I like ...
- I don't like ...
- Do you like ...?
- Yes. / No. Goodbye!



Group Project



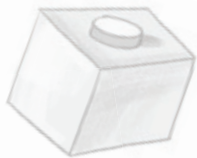
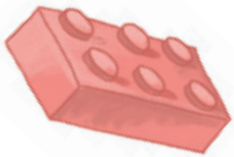


5 Ask and draw 😊 or ☹️.

Do you like?					
1 →					
2 →					
3 →					
4 →					
5 →					

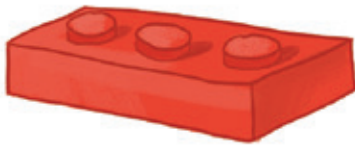
Do you like?					
6 →					
7 →					
8 →					
9 →					
10 →					

Unit 5


COLOURS



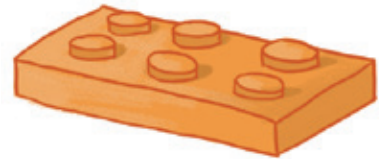
1 Listen, point and repeat.



red



green




orange



yellow




blue



pink




black



white



purple



construction set

2 Listen, chant and point.



What colour is it?



It's red, red, red.

What colour is it?

It's ...



3 Colour and say,
point and repeat.



1	<input type="checkbox"/>	5	<input type="checkbox"/>
2	<input type="checkbox"/>	6	<input type="checkbox"/>
3	<input type="checkbox"/>	7	<input type="checkbox"/>
4	<input type="checkbox"/>		

4 Listen, point and chant.



Seven colours in a rainbow

1, 2, 3, 4, 5, 6, 7.

*One is red,
red, red, red.*


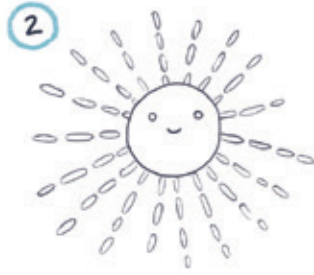
Two is ...

5 Point and say in pairs.



One! – Red!

1 Listen and colour.



2 Listen and sing.



Colours

What colour is the flower?

It's red, red, red.

What colour is the sun?

It's yellow, yellow, yellow.

What colour is the bird?

It's blue, blue, blue.

What colour is the frog?

It's green, green, green.

What colours do you see?

Red, yellow, blue and green!

What colours do you like?

Orange, pink, black and white!

What colour is the ball?

It's orange, orange, orange.

What colour is the doll?

It's pink, pink, pink.

What colour is the drone?

It's black, black, black.

What colour is the car?

It's white, white, white.

What colours do you see?

Red, yellow, blue and green!

What colours do you like?

Orange, pink, black and white!

3 Help Robby find Greeny and Pinky.
Draw and say the words.



1 Listen, point and repeat the words.



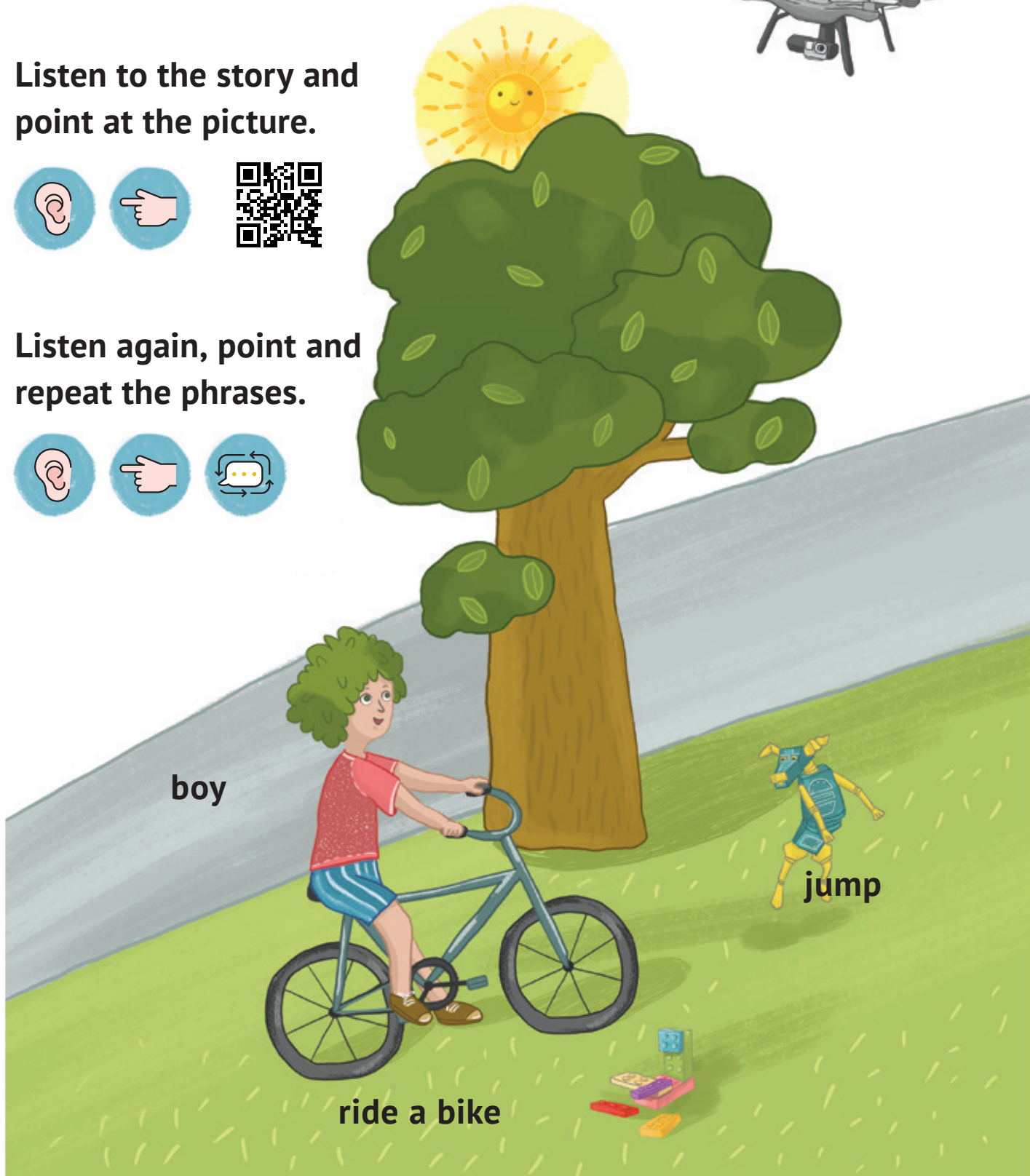
fly a drone



2 Listen to the story and point at the picture.




3 Listen again, point and repeat the phrases.



boy

jump

ride a bike



bird



1



2



3



5



6



7

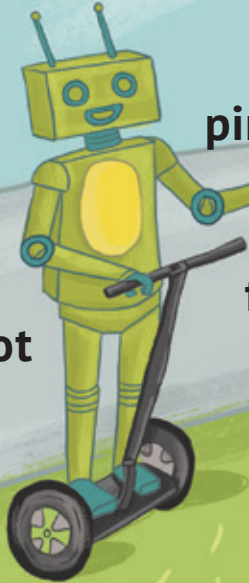
orange

pink



friends

robot



ride a
segway



teddy

doll



yellow



purple



butterfly

flower



4 Find the differences.




5 Look at the pictures and say what you can see.



Robo-dog can jump. Butterflies can ...
It's a bike. It's orange ... 1, 2, 3 flowers ...

6 Act out the dialogues.



1 Listen again, sing and act.



Colours

What colour is the flower?

It's red, red, red.

What colour is the sun?

It's yellow, yellow, yellow.

What colour is the bird?

It's blue, blue, blue.

What colour is the frog?

It's green, green, green.

What colours do you see?

Red, yellow, blue and green!

What colours do you like?

Orange, pink, black and white!

What colour is the ball?

It's orange, orange, orange.

What colour is the doll?

It's pink, pink, pink.

What colour is the drone?

It's black, black, black.

What colour is the car?

It's white, white, white.

What colours do you see?

Red, yellow, blue and green!

What colours do you like?

Orange, pink, black and white!



2 Learn the song.



3 Listen and repeat.




Let's draw!

*Red and Orange,
Yellow and Green,
Blue and Purple,
Black and Pink.*

*Look! What's this?
It's my butterfly!
And it's your butterfly!
It can fly, fly, fly!*

*Let's draw a rainbow.
Let's draw the sun.
Let's draw flowers.
Drawing is fun!*



4 Learn the poem.



5 Draw a butterfly, rainbow, flowers and name the colours.



6 Speak with a partner.



Look! It's a butterfly! What colour is it? – It's yellow.





Unit 6

EMOTIONS



1 Listen, point and repeat.



happy



sad



tired



angry



sleepy



hungry



thirsty



fine



scared



bored

2 Listen and chant.



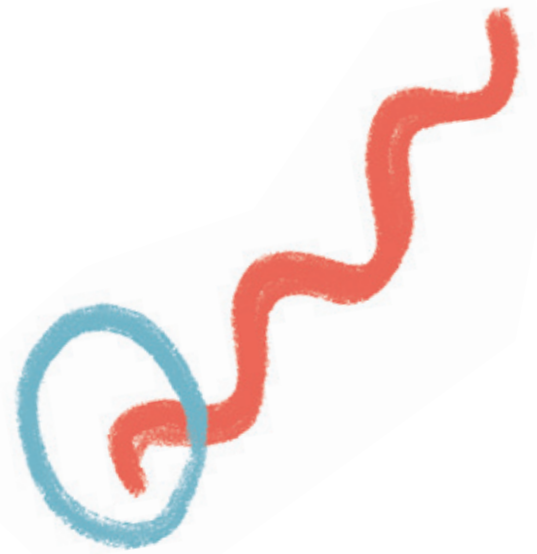
3 Match and say.



4 Listen and chant.



How are you?
I'm happy! I'm happy!
Happy, happy, happy!
How are you?
I'm sad! I'm sad!
sad, sad, sad!..



5 Listen and circle.



-
-
-
-

-
-
-

6 Point and say.



How are you? – I'm scared.

7 Ask and mime.



How are you? – I'm happy...



1 Listen, point and repeat the words.




2 Listen to the story.




3 Listen again, point and repeat the phrases.




happy





4 Find the differences.



5 Act out the dialogue.

