

Oksana Karpyuk

www.libra-terra.com.ua

АУДІОДОДАТОК



ENGLISH

with
smiling
sam



1



МУЛЬТИМЕДІЙНА
ІНТЕРАКТИВНА ПРОГРАМА
(ДИВ. ТИТУЛЬНИЙ
РОЗВОРОТ)

УДК 811.111(075.2)
К26

Рекомендовано Міністерством освіти і науки України
(наказ МОН України № 734 від 06.07.2018)

Видано за рахунок державних коштів.
Продаж заборонено.

Аудіосупровід до цього підручника розміщений:
<https://lib.imzo.gov.ua>

К 26 **Карпюк О. Д.**
Англійська мова : підручник для 1 класу закладів загальної середньої освіти
(з аудіосупроводом). – Тернопіль : „Видавництво Астон”, 2018. – 112 с. : іл.
ISBN 978-966-308-715-3

Підручник розроблено згідно із Державним стандартом початкової загальної середньої освіти Нової української школи на основі оригінальної *авторської концепції позитивної мотивації та креативного іншомовного навчання молодших школярів*. Книга містить матеріал, передбачений для 1 класу типовими програмами Нової української школи в іншомовній галузі з англійської мови.

Діяльнісний підхід та комунікативно-ігрова методика забезпечуються характером завдань підручника з аудіосупроводом та іншими компонентами до нього.

ISBN 978-966-308-715-3

© О. Д. Карпюк, 2018
© ТзОВ „Видавництво Астон”, 2018

CONTENTS

Key qualities of progressive education are included:

● values

● self-awareness

● intercultural awareness

● communication

● collaboration

● empathy

● active listening

● thinking skills

● creativity

● digital skills

INTRODUCTION pp. 6-7			
structure	vocabulary	letters and phonics	skills and functions
Listen. Point. etc.	<i>Classroom language: Instructions</i>		Global awareness. Paying attention to visual details.

UNIT 1 HELLO, FRIENDS! pp. 8-19			
structure	vocabulary	letters and phonics	skills and functions
I am... What is your name? – My name is... How are you? – I'm fine.	Greetings and introductions. English names of boys and girls.		Identifying and responding to instructions in symbols. Identifying and recognizing book characters. Creativity: <i>making a name badge, acting out, singing, saying chants</i>
Story Time	Value: Make friends.		
Revision			Listening. Speaking. Creativity: <i>making a stick puppet, acting out</i>

UNIT 2 MY SCHOOL pp. 20-33			
structure	vocabulary	letters and phonics	skills and functions
What is it? – It is a... Is it a...? – Yes, it is. / No, it isn't. <i>Open the book.</i>	School things. Numbers 1 – 6. Commands.		Identifying and asking about school things. Following commands. Counting objects. Matching. Creativity: <i>making a school tree, miming, acting out, singing, saying chants, playing guessing games</i>
Story Time	Value: Be attentive.		
Revision			Listening. Speaking. Creativity: <i>making a spinning top, playing games</i>

UNIT 3 FAMILY AND FRIENDS pp. 34-45

structure	vocabulary	letters and phonics	skills and functions
Who is this? – This is my... He/She is... Is this your...? – Yes, he/she is./No, he/she isn't. How is ...? – He/She is fine. Thank you.	Family members. Friends' names.		Paying attention to visual details. Identifying and naming members of the family. Introducing friends. Asking about people. Creativity: drawing, making puppets, acting out, singing, saying chants
Story Time	Value: Be polite.		
Revision			Listening. Speaking. Presenting. Creativity: drawing a family tree, playing guessing games

UNIT 4 MY PETS pp. 46-55

structure	vocabulary	letters and phonics	skills and functions
What is this? – It's a... I have got a... N. has got a... It's... (white).	Pets. Farm animals. Colours. Adjectives describing size.		Identifying and asking about pets. Paying attention to visual details. Predicting. Describing pets using colours. Speaking to an audience. Creativity: making a pet book, drawing, acting out, singing
Story Time	Values: Be kind to animals. Be careful at the farm.		
Revision			Listening. Speaking. Using adjectives.

UNIT 5 MY TOYS pp. 56-67

structure	vocabulary	letters and phonics	skills and functions
Look at my/his/her... His/Her... is ... (blue). What a beautiful...!	Toys. Christmas and New Year greetings.	A a , ant B b , bear C c , cat D d , dog	Drawing attention. Naming, identifying and asking about toys and Christmas objects. Describing toys using colours as adjectives. Creativity: making a Christmas card, acting out, singing, playing board games
Story Time	Value: It's good to share.		
Revision			Listening. Speaking. Matching capital and lower-case letters. Matching letters and phonics.

UNIT 6 HAPPY BIRTHDAY! pp. 68-79

structure	vocabulary	letters and phonics	skills and functions
It is my birthday party. Come in. I'm happy. How old are you? – I'm seven (today). How old is he/she? – He/She is... (ten).	Numbers 7-10. Birthday greetings. Presents.	E e , elephant F f , fox G g , goose H h , horse I i , iguana J j , jaguar K k , kangaroo L l , lion	Naming and identifying objects at someone's birthday party. Saying how old you are. Asking someone's age. Creativity: making a birthday card, acting out, singing, saying chants, playing a board game

Story Time	Value: Wish happy birthday to your friend. Say 'thank you' for accepting presents.	
Revision		Listening. Speaking. Recognising letters. Matching letters and phonics.

UNIT 7 MY FOOD pp. 80-91			
structure	vocabulary	letters and phonics	skills and functions
I've got... and... V. has got... and... Some juice? – Yes, please. / No, thank you. Tea or milk? – Tea, please. I'm hungry. Let's have...	Food and drinks.	M m , monkey N n , Nina O o , octopus P p , pig Q q , queen R r , rabbit S s , snake T t , turtle	Naming and identifying food and drinks. Asking for food. Offering food and drinks. Accepting or rejecting offers. Creativity: <i>drawing a menu, making a food spoon, acting out, singing, saying chants, playing a game</i>
Story Time	Value: Be polite at the table. Stay clean when you eat.		
Revision			Speaking. Matching capital and lower-case letters. Recognising phonics. Matching letters and phonics.

UNIT 8 I CAN PLAY pp. 92-105			
structure	vocabulary	letters and phonics	skills and functions
We/They can... He/She cannot... Can you...? – Yes, I can. / No, I can't. A. is... (sad) today.	Actions. Feelings.	U u , uncle V v , Vicky W w , wolf X x , ox Y y , yak Z z , zebra	Telling someone about your abilities. Asking about someone's abilities. Describing people's feelings using adjectives. Blending sounds. Recognizing words. Reading simple sentences. Creativity: <i>drawing, acting out, singing, saying chants</i>
Story Time	Value: Develop your imagination!		Saying ABC.
Revision			Listening. Speaking. Matching capital and lower-case letters. Recognising phonics. Matching letters and phonics. Reading.

PICTURE DICTIONARY pp. 106-110

INTRODUCTION





- 1 Listen. / Послухай.
- 2 Listen and point. / Слухай та показуй.
- 3 Point and say. / Покажи та скажи.

Hi!



1 HELLO, FRIENDS!




Hello! I am smiling Sam.



- 1 Listen and sing*. / Послухай та заспівай.
- 2 Listen and repeat. / Послухай та повтори.

* See lesson plans in 'Teacher's Guide' book.



Hello, Sam!



smilephone

1



Hello, I am Nick.

2



3



Hello, I am Liz.



Hello, I am Ben.



Hello, I am Vic.



- 1 Listen and point. / Слухай та показуй.
- 2 Listen and repeat. / Послухай та повтори.
- 3 Point and say. / Покажи та скажи.



1



girls

Liz, Vic,
Mary, Sue


2




boys

Ben, Nick,
Harry, Lou

3



1




2




3



4




4



Hello, I am Lou.

Hello, Lou.

- 1 **Listen to the chant.** / Послухай римівку.
- 2 **Listen and repeat.** / Послухай та повтори.
- 3 **Make your name badge.** /
Виготуй бейдж зі своїм ім'ям.
- 4 **Have a talk.** / Поговорить удвох.



1



2

- 1 Listen and sing. / Послухай та заспівай.
- 2 Sing and point. / Співай та показуй.
- 3 Point and name. / Покажи та назви ім'я.

What is your name?

My name is Harry.



3



1




2



3



4





- 1 Listen and point. / Слухай та показуй.
- 2 Listen and repeat. / Послухай та повтори.
- 3 Point and say. / Покажи та скажи.
- 4 Act out. / Зіграй роль.


1



2



3



- Hi, Ben!
Nice to meet you.
- Hi, Lou!
Nice to meet you.
- Hello, Sue!
How are you?
- I'm fine, Lou.
And how are you?

4




- 1 **Listen to the chant.** /
Послухай римівку.
- 2 **Listen and repeat.** /
Послухай та повтори.
- 3 **Point and say.** /
Покажи та скажи.
- 4 **Have a talk.** /
Поговоріть утрюх.

STORY


1



2



TIME



3



- 1 Listen and point. / Слухай та показуй.
- 2 Listen and repeat. / Послухай та повтори.
- 3 Act out. / Зіграй роль.

REVISION

1



1




2



3



4



5



6




2



1



2



- 1 Listen and find. /
Послухай та знайди.
- 2 Make a stick puppet.
Choose a name. /
Виготуй ляльку. Обери ім'я.
- 3 Act out. / Зіграй роль.

Use the cut-outs
in your Activity Book.




3



4

3



What's your name?

I'm Tom.



I'm Ann. What's
your name?

2 MY SCHOOL



A PEN

A PENCIL

SCHOOL
TREE

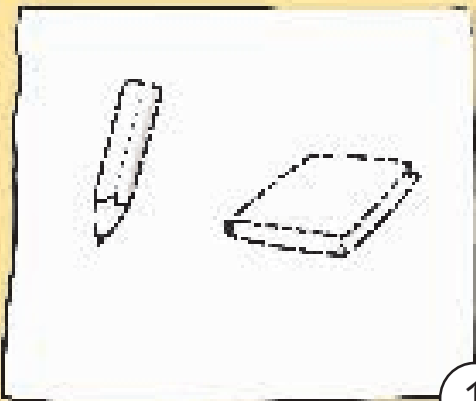
A BAG

A BOOK


- 1 Listen to the chant and point. /
Слухай римівку і покажуй.
- 2 Listen and repeat. /
Послухай та повтори.
- 3 Point and name. / Покажи та назви.
- 4 Make your school tree. /
Виготуй своє шкільне дерево.




4



1



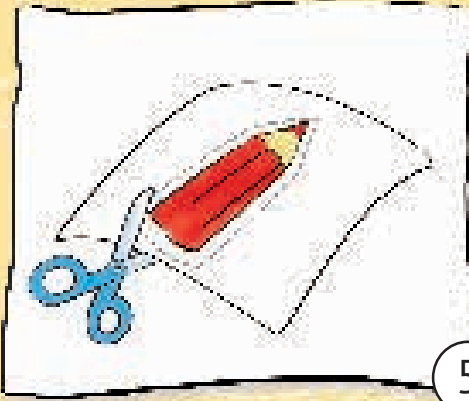
2




3






4



5



6



- 1 Listen and point. / Слухай та показуй.
- 2 Listen and repeat. / Послухай та повтори.
- 3 Point and say. / Покажи та скажи.
- 4 Play your guessing game. / Пограй у гру на вгадування.

1



2



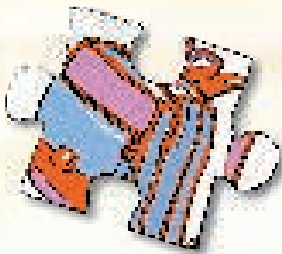




3



It's a ...

- 1 Listen and point. /
Слухай та показуй.
- 2 Point and name. /
Покажи та назви.
- 3 Match and say. /
З'єднай та скажи.





– Is it a pen?

– Yes, it is.

- 1 Listen and point. / Слухай та показуй.
- 2 Listen and repeat. / Послухай та повтори.
- 3 Point, ask and answer. / Покази, запитай, дай відповідь.

1





2



3



- 1 Listen and sing. / Послухай та заспівай.
- 2 Draw your picture. / Намалюй малюнок.
- 3 Play your guessing game. / Пограй у гру на вгадування.



Is it a ...?




No, it isn't.

Yes, it is!

Is it a ...?


Is it a ...?







- 1 Listen and say the chant. / Послухай та розкажи римівку.
- 2 Listen, point and repeat. / Послухай, покажи та повтори.
- 3 Count and say. / Полічи та скажи.
- 4 Play the game. / Пограй у гру.



1, 2, 3 – clap with me:
Clap, clap, clap!
4 and 5 – you and I:
Clap, clap, clap,
clap, clap!





- 1 Listen to the chant, point and repeat. / Послухай римівку, покажи та повтори.
- 2 Point and say. / Покажи та скажи.
- 3 Say the chant and mime. / Розкажи римівку, покажи відповідні рухи.



Good morning, teacher!



Sit down.



Open your books.






Close your books.
Goodbye.



- 1 Listen and point. / Слухай та показуй.
- 2 Listen and repeat. / Послухай та повтори.
- 3 Listen and sing. / Послухай та заспівай.
- 4 Point and say. / Покажи та скажи.
- 5 Play the game. / Пограй у гру.

START

4



5




STORY

1




2




Sit down.

Stand up!




Take a pencil.



TIME

Is it a pencil?

Yes, it is!
It's a pencil!



3




Tee-lee-lee
Here I am
Tee-lee-lee
Robot Sam!

4



Up and down,
Round and round...
Come with me
To Toy-Toy-Land!



- 1 Listen and point. / Слухай та показуй.
- 2 Listen and repeat. / Послухай та повтори.
- 3 Act out. / Зіграй роль.
- 4 Listen and sing. / Послухай та заспівай.

REVISION




1



You need:

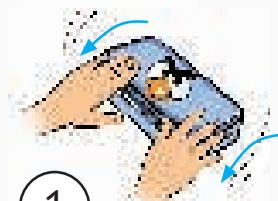


2






3



1



2



3



4




5

- 1 **Make a Spinning Top.** / Виготуй дзигу.
- 2 **Play the board game in pairs.**
Take turns. / Пограйте в настільну гру удвох. Ходіть по черзі.
- 3 **Listen and say the number.** / Послухай та назви номер малюнка.
- 4 **Play your guessing game.** / Пограй у гру на вгадування.




4



Is it a pen?

No, it isn't.

3 FAMILY & FRIENDS



Hello, father!
Hello, mother!
Hello, sister!
Hello, brother!




- 1 Listen and say the chant. /
Послухай та розкажи римівку.
- 2 Listen and repeat. / Послухай та повтори.
- 3 Point and say. / Покажи та скажи.

1




2



3






4



This is my
friend Max.

friend

- 1 Listen and repeat. /
Послухай та повтори.
- 2 Act out. / Зіграй роль.
- 3 Draw your friend. /
Намалюй свого друга.
- 4 Show and say the name. /
Покажи і назви ім'я друга.



- 1 Listen and point. / Слухай та покажуй.
- 2 Point and say. / Покажи та скажи.
- 3 Draw your family. / Намалюй свою сім'ю.
- 4 Ask and answer. / Запитай, дай відповідь.

A: Who is this?
B: This is my ...



1



2




3



family

uncle

grandmother
(granny)

grandfather

1 Listen and sing. / Послухай та заспівай.


2 Listen and point. / Слухай та покажуй.

3 Point and say. / Покажи та скажи.

4



5



Hello!
I am ...
This is my family:
my father,
my ...



- 4 Make and name. / Виготуй і назви.
- 5 Act out. / Зіграй роль.




This is Jim.
He is a boy.

This is Jane.
She is a girl.




HE

SHE



I am a boy.
My name is **Tom**.



Vic

Harry

Mary



This is Tom.
He is a boy.



Meg

Lee


- 1 Listen and repeat. / Послухай та повтори.
- 2 Listen and point. / Слухай та показуй.
- 3 Point and say. / Покажи та скажи.



Meet Oksana.
She is my friend.



Meet Taras.
He is my friend.



HE is my ...

SHE is my ...



A: Meet He / She is my friend.

B: Hello, How are you?

C: I'm fine. Thank you.




- 1 Listen and repeat. / Послухай та повтори.
- 2 Match and say. / Добери та скажи.
- 3 Have a talk in three. / Поговорить утрюх.

1



2



Is this Bill?

No, he isn't.

Is this Ben?

Yes, he is.

Is this Nick?

Yes, he is.

Is this Ann?


No, she isn't.

Is this Liz?


Yes, she is.

Is this Vic?

Yes, she is.



3



- 1 Listen and point. / Слухай та показуй.
- 2 Point and say. / Покажи та скажи.
- 3 Ask and answer. / Запитай, дай відповідь.

STORY



Is this your mother?



No, she isn't. She is my grandmother.

Who is this?



This is my brother Jim.

Hello, I'm Jim. What's your name?



Hi, I'm Ann.

TIME



Hello!

Hi! How is Jim?

He's fine.
Thank you.



- Is this your father?
- Yes, he is.
- Is this your mother?
- Yes, she is.

This is Ben.

This is Pam.

They love me,


And I love them.



- 1 **Listen and point.** / Слухай та показуй.
- 2 **Listen and repeat.** / Послухай та повтори.
- 3 **Point and say.** / Покажи та скажи.
- 4 **Act out.** / Зіграй роль.
- 5 **Listen and sing.** / Послухай та заспівай.

REVISION

1



Hi! I'm Bob.



Hello!


Is this Jane?



No, she isn't.




- 1 **Listen and find.** /
Послухай та знайди.
- 2 **Play the game.** /
Пограй у гру.
- 3 **Draw your family tree.** /
Намалюй своє сімейне дерево.
- 4 **Show your family tree and say.** /
Покажи сімейне дерево та розкажи про нього.



4 MY PETS




2 parrot



1



2




3


2



3



5




Is it a rabbit?

Yes, it is.


What is this?

It's a ...

- 1 **Listen and point.** / Слухай та покажуй.
- 2 **Point and name.** / Покажи та назви.
- 3 **Listen, point and repeat.** / Послухай, покажи та повтори.
- 4 **Make a Pet Book.** / Виготуй книжечку про домашніх улюбленців.
- 5 **Point, ask and answer.** / Покажи, запитай, дай відповідь.



4



What is this?




It's a dog.

1




2



3






4




5



- 1 Listen and point. / Слухай та показуй.
- 2 Point and name. / Покажи та назви.
- 3 Listen and repeat. / Послухай та повтори.
- 4 Point, ask and answer. / Покажи, запитай, дай відповідь.
- 5 Play the game. / Пограй у гру.




- 1 Listen and sing. / Послухай та заспівай.
- 2 Point and name. / Покажи та назви.
- 3 Listen and point. / Слухай та показуй.
- 4 Listen and repeat. / Послухай та повтори.
- 5 Make and name. / Виготуй картки та назви кольори.



1



I have got
a pet.
It's a ...
It's ...



2



3



4



5





Meet Liz. She
has got a pet.
It is a cat.
It's grey.



- 1 Draw and say. / Намалуй та скажи.
- 2 Listen and sing. / Послухай та заспівай.
- 3 Listen and point. / Слухай та показуй.

- 4 Listen and repeat. / Послухай та повтори.
- 5 Point and say. / Покажи та скажи.

STORY



TIME

sheep



7



8

4



5



- 1 Listen and point. / Слухай та показуй.
- 2 Point and say. / Покажи та скажи.
- 3 Listen and repeat. / Послухай та повтори.
- 4 Act out. / Зіграй роль.
- 5 Listen and sing. / Послухай та заспівай.

REVISION

1



1



2




3



4




5



6



7




8



2



3



Nick has got a white ...




- 1 Listen and say the number. / Послухай та назви номер малюнка.
- 2 Listen and find the animal / pet. / Послухай та покажи відповідну тварину / улюбленця.
- 3 Look and say. / Подивись та скажи.

5 MY TOYS

1




2



doll

1



Look at my toys!
I have got a train,
a plane, a bell...



ball

2



train


3



3



4



5



- 1 Listen and point. / Слухай та показуй.
- 2 Point and name. / Покажи та назви.
- 3 Listen and repeat. / Послухай та повтори.
- 4 Act out. / Зіграй роль.
- 5 Listen and sing. / Послухай та заспівай.

Wow! What a beautiful bell!

4

bell

5

plane






Christmas Tree



What is this?

It is a ...
It is ... (pink)



- 1 Listen and repeat. / Послухай та повтори.
- 2 Listen and sing. / Послухай та заспівай.
- 3 Point, ask and answer. / Покажи, запитай, дай відповідь.
- 4 Play the guessing game. / Пограй у гру на вгадування.



1



2



Aa



ant

Ann

apple

3



4



Bb



ball

bird

book

bag

- 1, 3 Listen and say it with smiling Sam. / Послухай та скажи це разом зі смайликом Семом.
2, 4 Listen and sing the phonic song. / Послухай та заспівай про букву та її звук.




This is Meg.
Her doll is pink.
Her kite is orange
 and white.



kite

This is Ted.
His bike is blue.
His teddy is brown.



bike

teddy

bunny



It is red.

Is it a ... ?

Yes... / No...



- 1 Listen and repeat. / Послухай та повтори.
- 2 Look and say. / Подивись та скажи.
- 3 Listen and sing. / Послухай та заспівай.
- 4 Play the guessing game. / Пограй у гру на вгадування.

1



2



cat

car

cow

3



4



dog

doll

duck

1, 3 listen and say it with smiling Sam. / Послухай та скажи це разом зі смайликом Семом.

2, 4 Listen and sing the phonic song. / Послухай та заспівай про букву та її звук.

1



Hello! I'm Santa. I have got Christmas presents. Ho-ho-ho!

Santa

presents



2



I have got Christmas presents!

3



- 1 Listen and repeat. /
Послухай та повтори.
- 2 Listen, point and say. /
Послухай, покажи та скажи.
- 3 Listen and sing. /
Послухай та заспівай.
- 4 Make a Christmas card for your friend. /
Виготуй різдвяну листівку для свого друга.

4



STORY TIME

1



Hello, Ron.
What is this?

2



It is my toy box.

3




Is it a plane?

Yes, it is.
It's my plane.

Stop! It's my car.

You've got two cars.

Woof!



STORY TIME

- 1 Listen and point. / Слухай та показуй.
- 2 Listen and repeat. / Послухай та повтори.
- 3 Point and say. / Покажи та скажи.
- 4 Act out. / Зіграй роль.
- 5 Listen and sing. / Послухай та заспівай.



Toys, toys, toys, toys

What's this? It's a train.

What's this? It's a plane.

What's this? It's a doll.

What's this? It's a ball.

What's this? It's a bike.


What's this? It's a kite.

What's this? It's a book.

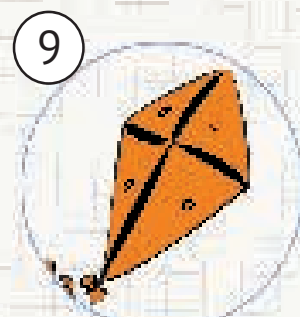

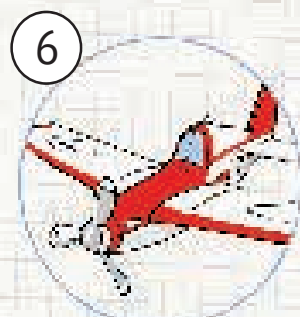
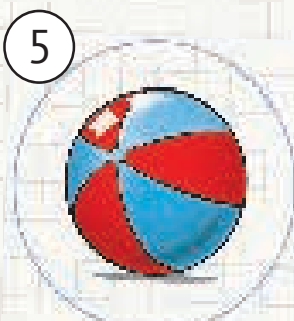

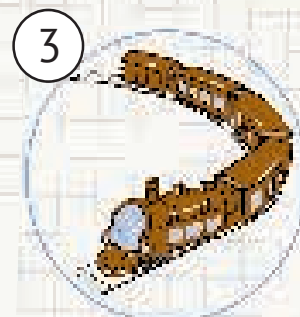


What's this? It's a car.

Toys, toys, toys, toys

Toys, toys, toys.



REVISION



Ann has got a ...
Bob has got a ...

- 1 Listen, then point and say. / Послухай, тоді покажи та скажи.
- 2 Play the board game. / Пограй у настільну гру. (р. 66)
- 3 Match and name. / Добери пару і назви. (р. 67)
- 4 Play the game. / Пограй у гру. (р. 67)



START




A circular board with 14 numbered segments, each containing a different illustration:

- 1: A grey mouse.
- 2: A golden bell.
- 3: Santa Claus.
- 4: A white rabbit.
- 5: An orange tricycle.
- 6: A green train.
- 7: A blue car.
- 8: A pink and green kite.
- 9: A brown teddy bear.
- 10: A girl in a green dress.
- 11: A soccer ball.
- 12: A green Christmas tree.
- 13: A red airplane.
- 14: A green parrot.



FINISH



3



Cc

Bb


Dd

Aa

4




Hello, how are you?



I am fine. Thank you.

6 HAPPY BIRTHDAY!




balloon

1


birthday present

2

4



5



star

3

candle

4

cake

5


- 1 Listen and point. / Слухай та показуй.
- 2 Point and name. / Покажи та назви.
- 3 Listen and repeat. / Послухай та повтори.
- 4 Act out. / Зіграй роль.
- 5 Listen and sing. / Послухай та заспівай.

1



1★, 2★★, 3★★★,
4★★★★, 5★★★★★, 6★★★★★★,
7★★★★★★★, 8★★★★★★★, 9★★★★★★★,
10★★★★★★★ IN THE SKY.


2



1



2





3



4

3



I am seven.

He is ten.



9




She is nine.

4



- 1 Listen and sing. / Послухай та заспівай.
- 2 Point and say. / Покажи та скажи.
- 3 Listen and repeat. / Послухай та повтори.
- 4 Make a badge and play the game. / Зроби значок та пограй у гру.

1



2



Ee



8

elephant

Ed

eight

3



4



Ff



5



fox

five

fish

father

1, 3 Listen and say it with smiling Sam. / Послухай та скажи це разом зі смайликом Семом.
 2, 4 Listen and sing the phonic song. / Послухай та заспівай про букву та її звук.


5



6



Gg



goose

girl

green

7



8



Hh



horse

hen

hamster


5, 7 Listen and say it with smiling Sam. / Послухай та скажи це разом зі смайликом Семом.
6, 8 Listen and sing the phonic song. / Послухай та заспівай про букву та її звук.



Number 6. How old is she?

She is six.

- 1 Listen and say the rhyme. / Послухай та розкажи римівку.
- 2 Listen and repeat. / Послухай та повтори.
- 3 Point, ask and answer. / Покажи, запитай, дай відповідь.



What's this?

Wow! It's a ... ! Thank you!

- 1 **Point, ask and answer.** /
Покажи, запитай,
дай відповідь.
- 2 **Listen and repeat.** /
Послухай та повтори.
- 3 **Act out.** / Зіграй роль.
- 4 **Have a talk.** / Поговоріть удвох.

1



2



Ii



iguana

3



4



Jj



jaguar

- 1, 3 Listen and say it with smiling Sam. / Послухай та скажи це разом зі смайликом Семом.
2, 4 Listen and sing the phonic song. / Послухай та заспівай про букву та її звук.


5



6



Kk



kangaroo

kite

7



8



Ll



lion

Liz

5, 7 Listen and say it with smiling Sam. / Послухай та скажи це разом зі смайликом Семом.
6, 8 Listen and sing the phonic song. / Послухай та заспівай про букву та її звук.

STORY TIME



- 1 Listen and point. / Слухай та показуй.
- 2 Listen and repeat. / Послухай та повтори.
- 3 Point and say. / Покажи та скажи.
- 4 Act out. / Зіграй роль.



REVISION

1



1



2



3



4



5



6



2



Ee

Ff

Gg

Hh

Ii

Jj

Kk

Ll




START



- 1 Listen and say the number. / Послухай та назви номер.
- 2 Match and name. / Добери та назви.
- 3 Play the game. / Пограй у гру.

7 MY FOOD



juice

pudding

pizza

hot dog


2



3







4



- 1 Listen and sing. / Послухай та заспівай.
- 2 Point and name. / Покажи та назви.
- 3 Listen and repeat. / Послухай та повтори.
- 4 Act out. / Зіграй роль.





Vic has got ... and



- 1 Listen and point. / Слухай та показуй.
- 2 Point and name. / Покази та назви.

- 3 Listen and find. / Послухай та знайди.
- 4 Match and say. / Добери та скажи.

1



2



monkey

mouse

mother

3



4




nine

Nick


Nina

- 1, 3 Listen and say it with smiling Sam. / Послухай та скажи це разом зі смайликом Семом.
2, 4 Listen and sing the phonic song. / Послухай та заспівай про букву та її звук.



octopus

orange



pig

parrot

plane

pen

5, 7 Listen and say it with smiling Sam. / Послухай та скажи це разом зі смайликом Семом.

6, 8 Listen and sing the phonic song. / Послухай та заспівай про букву та її звук.

1



2



3



menu



milk



cocoa



tea



coffee




water



ice-cream



chocolate



- 1 Listen and point. / Слухай та показуй.
- 2 Point and name. / Покажи та назви.
- 3 Listen and repeat. / Послухай та повтори.
- 4 Draw your menu. / Намалуй своє меню.
- 5 Act out. / Зіграй роль.

4




5





- 1 Listen to the song and point. / Послухай та заспівай, показуючи на малюнки.
- 2 Listen, say and mime. / Послухай, скажи та покажи руками.
- 3 Make a spoon. / Виготуй ложку.
- 4 Show and say. / Покажи та скажи.



CLAP, CLAP, CLAP, CLAP, CLAP!



TAP, TAP, TAP, TAP, TAP!



1



2



3



4

I have got ...

1



2




Qq



queen

3



4



Rr



rabbit



red

1, 3 Listen and say it with smiling Sam. / Послухай та скажи це разом зі смайликом Семом.
 2, 4 Listen and sing the phonic song. / Послухай та заспівай про букву та її звук.

5



Ss



snake Sam

6



Ss



7

snake

Santa

seven

7



Tt



turtle Tina

8



Tt



10

turtle

table


train

ten

5, 7 Listen and say it with smiling Sam. / Послухай та скажи це разом зі смайликом Семом.

6, 8 Listen and sing the phonic song. / Послухай та заспівай про букву та її звук.

STORY TIME




1 Listen and point. / Слухай та показуй.
2 Listen and repeat. / Послухай та повтори.



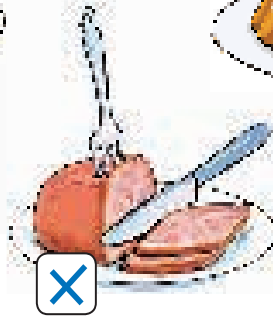


3 Point and say. / Покажи та скажи.
4 Act out. / Зіграй роль.

REVISION





1



✓ – Yes, please.
✗ – No, thank you.




I am hungry.




Toasts?

Yes, please.



...?






No, thank you.



2



queen – letter Q



- 1 Point, ask and answer. / Покажи, запитай, дай відповідь.
- 2 Match and name. / Добери та назви.

8 I CAN PLAY

1



2



I can **fly!**

I can **climb a tree.**

I can **ride a bike!**

We can **swim.**


I can **jump.**

We can **run.**


I can **hop.**

- 1 Listen and point. / Слухай та показуй.
- 2 Point and say. / Покажи та скажи.
- 3 Draw and say. / Намалюй та скажи.
- 4 Listen and blend the sounds. / Слухай та поєднуй звуки.
- 5 Listen and read. / Послухай та прочитай.

3



I can ...



4



c - a - n can

P - a - m Pam

c - a - t cat

S - a - m Sam

a - n - t ant

A - n - n Ann

a - n - d and

D - a - n Dan

h - a - s has

j - a - m jam

5



ant cat and can has jam

Dan Pam Ann Sam



a cat and jam

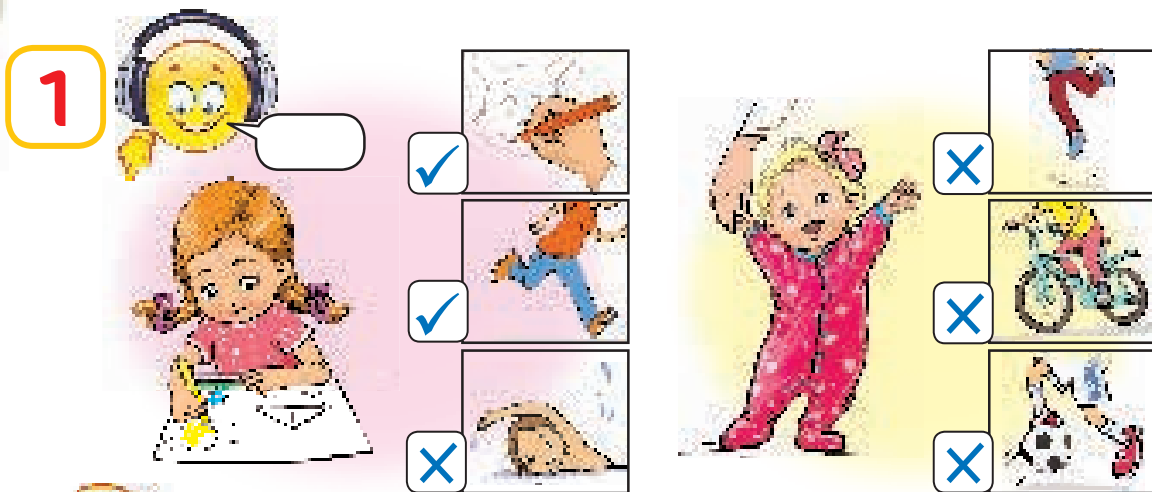


Sam and Pam




an ant and a cat

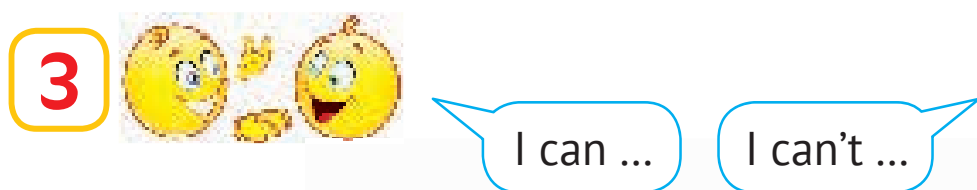
1



2



3



4



- 1 Listen, point and repeat. / Послухай, покажи та повтори.
- 2 Point and say. / Покажи та скажи.
- 3 Have a talk. / Поговорить удвох.
- 4 Listen and sing. / Послухай та заспівай.

1



2



Uu



umbrella

uncle

3



4



Vv



Vic

violet

- 1, 3 Listen and say it with smiling Sam. / Послухай та скажи це разом зі смайликом Семом.
2, 4 Listen and sing the phonic song. / Послухай та заспівай про букву та її звук.


5



6



Ww



wolf



wig

7



8



Xx




ox



box

5, 7 Listen and say it with smiling Sam. / Послухай та скажи це разом зі смайликом Семом.
6, 8 Listen and sing the phonic song. / Послухай та заспівай про букву та її звук.

1





Can you swim?

No, I can't.



2



3



u - p up

f - u - n fun

r - u - n run

j - u - m - p jump

4




up fun cat jam run jump

Run and jump!
Jump and run!

Ann can jump.
Sam can run.

- 1 Listen, point and repeat. / Послухай, покажи та повтори.
- 2 Point, ask and answer. / Покажи, запитай, дай відповідь.
- 3 Listen and blend the sounds. / Слухай та поєднуй звуки.
- 4 Listen and read. / Послухай та прочитай.



yak

yellow



zebra

zoo

1, 3 Listen and say it with smiling Sam. / Послухай та скажи це разом зі смайликом Семом.
2, 4 Listen and sing the phonic song. / Послухай та заспівай про букву та її звук.



6

o	-	x	ox	g	-	o	-	t	got		
b	-	o	-	x	box	B	-	o	-	b	Bob
n	-	o	-	t	not	R	-	o	-	b	Rob
d	-	o	-	g	dog	T	-	o	-	m	Tom



up	ox	fun	fox	has	hop	box	ant	Ron
----	----	-----	-----	-----	-----	-----	-----	-----

Sam cannot run.
Dan cannot jump.
Can Tom jump?


- 5 Listen, point and sing. /
Послухай, покажи та заспівай.
- 6 Listen and blend the sounds. /
Слухай та поєднуй звуки.
- 7 Listen and read. /
Послухай та прочитай.




1



2



3



1



2

happy



3

sad



4

- 1 Listen and sing. / Послухай та заспівай.
- 2 Listen and repeat. / Послухай та повтори.
- 3 Point and say. / Покажи та скажи.
- 4 Act out. / Зіграй роль.
- 5 Listen and blend the sounds. / Слухай та поєднай звуки.
- 6 Listen and read. / Послухай та прочитай.



4

Let's go to the Zoo!



5

i - t it

b - i - g big

s - i - t sit

p - i - g pig

s - i - x six

L - i - z Liz



6

ox fun swim has hop ant jump

pink pig
six pigs
big cat

Tim can swim.
Can Jim sit?

1



2



3



rhino

I can see
5 monkeys!

bee

4



t - e - n ten

B - e - n Ben

r - e - d red

T - e - d Ted

F - r - e - d Fred

p - e - t pet

5



ten pens
red hen

Frog can jump. It
can swim. Can it run?

- 1 Listen and sing. / Послухай та заспівай.
- 2 Listen and repeat. / Послухай та повтори.
- 3 Count, point and say. / Полічи, покажи та скажи.
- 4 Listen and blend the sounds. / Слухай та поєднуй звуки.
- 5 Listen and read. / Послухай та прочитай.

STORY TIME

1



2



Good morning, my Queen.

Good morning, Upton. Who is this?

This is Vicky. She is my friend.


Hello, Vicky.
What is this?

It's Nina, my doll.

You have got a nice doll!

- 1 Listen and point. / Слухай та показуй.
- 2 Listen and repeat. / Послухай та повтори.
- 3 Act out. / Зіграй роль.

- 4 Point and name. / Покажи та назви.
- 5 Listen and sing. / Послухай та заспівай.



Look! This is my ABC Zoo. I have got many animals in it.








This is a zebra.
This is a ...




REVISION

1



2





swim / jump / fly / hop / climb a tree



Zebra can ...
It can't ...

- 1 Listen and say the number. / Послухай та назви номер малюнка.
- 2 Point and say. / Покажи та скажи.
- 3 Have a talk. / Поговоріть з іншими.
- 4 Look and say. / Подивись та скажи.
- 5 Read. / Прочитай.


3



How are you today?



I am happy.



I am sad.

4



Ann
Ted
Fred



Pam
Rob
Tim

Ann is happy today.
Pam is sad.

5



hop swim run stand clap sad jump

red sit fox six ten fun pet

Liz has got a pet.

It is pig Sam.

Sam is a pink pig.

It is not big.

Sam can stand,
sit and run.


But Liz is sad.

Sam cannot jump.




PICTURE

Unit 1. HELLO, FRIENDS!



Hello!



Goodbye!

Unit 2. MY SCHOOL



pen



pencil



book



bag



pencil-case



table



chair



sit down



stand up



open



close



take



clap

DICTIONARY

Unit 3. FAMILY & FRIENDS



father
(dad)



mother
(mum)



sister



brother



friend



uncle



grandfather



grandmother



family




boy



girl

Unit 4. MY PETS



parrot



hamster



rabbit




mouse




fish




dog




cat




bird



pig



turtle



sheep




hen




duck



goose



horse



cow



big




small

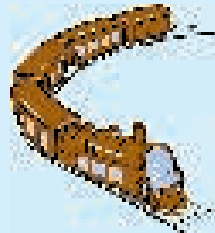
Unit 5. MY TOYS



doll




ball



train



plane



bell



kite



car



bike



teddy



bunny



Christmas Tree



Santa



presents



Christmas

Unit 6. HAPPY BIRTHDAY!



birthday



party



balloon



candle



cake



star



helicopter



scooter

Unit 7. MY FOOD



pizza




juice



pudding



hot dog




bread



banana



apple



sandwich



cheese



jam



toast



butter



milk



cacao



coffee



ice-cream



water



tea



chocolate



egg



ham



biscuits



orange



yogurt

Unit 8. I CAN PLAY



fly



ride a bike



swim



run



climb a tree



jump



hop



sing



play football



draw




happy



sad



see



rhino



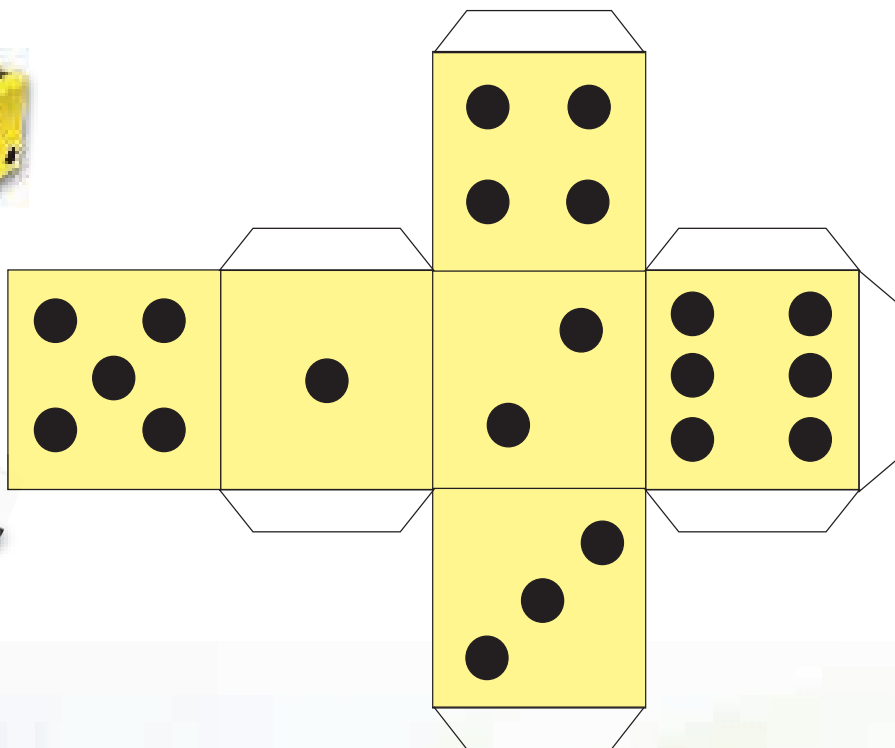
bee



zoo

Copy and make a dice. Play games in pairs.

Скопіюй і виготуй кубик. Грайте в ігри у парі.



Bye-bye!
See you again!

Навчальне видання

Карпюк Оксана Дмитрівна

Англійська мова

**Підручник для 1 класу закладів загальної середньої освіти
(з аудіосупроводом)**

Рекомендовано Міністерством освіти і науки України

Англійською та українською мовами

**Видано за рахунок державних коштів.
Продаж заборонено.**

Редактор *Наталія Батрин*

Художник *Олена Волошинська*

Дизайн і комп'ютерна верстка *Андрій Костишин*

Підписано до друку 08.08.2018. Формат 84x108 1/16.

Папір офсетний. Друк офсетний.

Умовн. друк. арк. 11,76. Обл.-вид. арк. 9,9.

Тираж 214920 (1-й завод 71640) прим. Замов. № 18-08-0806.

ТзОВ «Видавництво Астон», 46006, м. Тернопіль, вул. Гайова, 8.

Свідоцтво про внесення до Державного реєстру суб'єктів
видавничої справи ТР № 28 від 9.06.2005 р.

Віддруковано з готових діапозитивів ТОВ «ПЕТ»

Св. ДК № 4526 від 18.04.2013 р.

61024, м. Харків, вул. Ольмінського, 17.