

Оксана Карпюк

# АНГЛІЙСЬКА МОВА

Підручник для 2 класу спеціальних закладів  
загальної середньої освіти (Н 54.1-Н 54.2)  
(у 2-х частинах, з аудіосупроводом)  
(Частина 2)

Oksana Karpyuk

# ENGLISH

An English textbook for the two form  
of secondary schools (Н 54.1-Н 54.2)  
(In two parts, with audio support)  
(Part 2)

*Рекомендовано Міністерством освіти і науки України*

Тернопіль  
Астон  
2019

УДК 811.111(075.2)  
К26

**Рекомендовано Міністерством освіти і науки України**  
(наказ МОН України від 28.03.2019 № 407)

**Видано за рахунок державних коштів.**  
**Продаж заборонено.**

**Текст у таких рамках призначено  
для використання вчителем**

See Audio Script on page

К 26 Карпюк О. Д.  
Англійська мова : підручник для 2 класу спеціальних закладів загальної середньої освіти (Н 54.1-Н 54.2) (у 2-х частинах, з аудіосупроводом) (Частина 2).  
– Тернопіль : Видавництво «Астон», 2019. – 96 с. : іл.  
Karpyuk Oksana  
English : a textbook for the first form of secondary schools (Н 54.1-Н 54.2)  
(In two parts, with audio support)) (Part 2). – Ternopil : PH “Aston”, 2019. – 96 p. : ill.  
ISBN 978-966-308-759-7

Підручник розроблено згідно із Державним стандартом початкової загальної середньої освіти Нової української школи на основі оригінальної *авторської концепції позитивної мотивації та креативного іншомовного навчання молодших школярів*. Книга містить матеріал, передбачений для 2 класу типовими програмами Нової української школи в іншомовній галузі з англійської мови.

*Діяльнісний підхід та комунікативно-ігрова методика* забезпечуються характером завдань підручника з аудіосупроводом та іншими компонентами до нього.

ISBN 978-966-308-759-7

© Карпюк О. Д., 2019  
© ТзОВ “Видавництво Астон”, 2019



**ПРИВІТ!**

Як пройшли твої  
зимові каїкули?

Як відбулось  
святкування  
Нового року?

З ким провів/провела Різдво?

Як щодо нових знайомств  
і пригод у підручнику?

Продовжимо?



# CONTENTS

PAGES	UNIT	STRUCTURE	VOCABULARY	PHONICS
-------	------	-----------	------------	---------

## PART 2

6-25	<b>5 HOW MANY LEGS?</b>	Look at this ... Has it got a ...? Yes, it has./ No, it hasn't. It is ... (tall). It has got... It can/ cannot ... How many ... can you see? I can see ... How many toes have you got? I've got ...	Animals. Parts of the body. Adjectives to describe animals, characters and people.	g [dʒ] giraffe ee [i:] feet th [θ] three ph [f] photo ou/ow [aʊ] mouth
26-46	<b>6 DOING THINGS</b>	It is Friday today. Get up! Is he/she fishing? Yes, he/she is./No, he/she isn't. What are you doing? I'm playing with ... What is he/she doing? He/She is making...	Days of the week. Verbs of the daily routine. Verbs to name actions at leisure time.	o [ʌ] monkey ea [i:] teacher ng [ŋ] sing all [ɔ:l] ball alk [ɔ:k] walk
47-69	<b>7 DO YOU LIKE CARROTS?</b>	It's lunchtime. Let's have ... Can I have some...? Here you are. I like ..., but I don't like... Does he/she like ...? Yes, he/she does. No, he/she doesn't. Three tomatoes, please. Sorry, no tomatoes.	Food. Drinks. Mealtimes. Food shopping. Table at a birthday party. Birthday greetings.	ch [tʃ] chicken wh [w] what ir/er/ur [ɜ:] bird, her, surname
70-90	<b>8 SEASONS AND CLOTHES</b>	It's autumn. It's cold. It's raining. When is your birthday? It's in winter. Children can ski and skate. I put on my ... in summer. What are you wearing today? I'm wearing a ... and ... today. What is he/she wearing? He/She is wearing ... His/Her scarf is red.	Seasons. Weather. Clothes. Verbs to name actions.	ght [t] eight ir/er [ɜ:] girl oa [əʊ] coat ear [ɛə] wear
91-93	<b>Audio Scripts</b>			
94-95	<b>Word List</b>			



# Scope and Sequence

LISTENING	SPEAKING	READING	WRITING
Identifying animals and parts of the body. Distinguishing details to identify animals or characters from their descriptions. Songs.	Describing animals using adjectives. Describing the human body. Asking and answering questions about quantity of animals/parts of the body. Informing about an ability to do an action.	Words and descriptive texts. Labels. Short captions. Riddles.	Handwriting. Labelling. Guided writing: a description. Writing a riddle based on model.
Identifying actions. Following instructions and commands. Understanding the days of the week. Listening for specific information. Songs and chants.	Demonstrating and commenting actions. Commenting actions on photos/pictures. Asking and answering questions about actions that people are doing.	Words and instructions. Descriptive texts. A caption story.	Completing with possessive pronouns and Present Continuous verbs. Captions to pictures.
Identifying food items and mealtimes. Identifying food preferences. Listening for specific information. Songs and rhymes.	Inviting to a birthday party. Greeting with a birthday. Asking and answering questions about food preferences. Buying food talk. Making and responding to suggestions.	Words and short informative texts. A caption story. Identifying Wh-questions.	Completing with articles 'a' and 'an'. A menu. A shopping list. Captions to pictures.
Identifying seasons and weather. Identifying clothes and season activities. Listening for specific information. Songs.	Describing seasons and what people are wearing. Asking and answering questions about birthdays/seasons/clothes. Interviewing classmates and reporting about their season preferences. Making chants based on model.	Descriptive and informative texts. Rhymes. Caption stories. Short dialogues. Reading for specific details.	Labelling. Captions to pictures. Making and writing sentences. Completing tables with information.

- collaboration
- active listening
- thinking skills
- creativity
- digital skills

## HOW MANY LEGS?

1



2



a giraffe

a snake

an elephant

a zebra

a hippo

- 1 Listen and point. Then name. / Слухай та показуй. Тоді назви.
- 2 Listen and say. / Послухай та скажи.
- 3 Listen and sing. / Послухай та заспівай.
- 4 Listen. / Послухай.
- 5 Point and say. / Покажи та скажи.
- 6 Copy animal names in your exercise-book. / Перепиши назви тварин у зошит.

See AS on pp. 91.



3



4



5




a monkey



a parrot

I'm Ella the Elephant.  
I'm big.  
I'm grey.  
I've got **big ears**.  
I've got **a long nose**.



I'm Zeb the Zebra.  
I'm black and white.  
I've got stripes.  
I've got **four legs**.  
I've got **a tail**.



a lion



a crocodile



6



a hippo, a  
monkey, a  
snake, a parrot,  
a zebra

1



2



3



I'm Croc the Crocodile.  
I'm green.  
I've got a big **mouth** and big **teeth**.  
I've got four **short** legs and a long tail.  
I'm **dangerous**.

I'm Siss the Snake.  
I'm orange and red.  
I've got a long **body**.  
I've got no legs.  
I'm very dangerous.



I'm Gira the Giraffe.  
I'm yellow and brown.  
I've got four legs.  
I've got a long **neck**.  
I'm **tall**.



4

**four** legs



4




5

**I am = I'm****I have got = I've got**

I'm ...

I'm ... and ...

I've got ... and ...



- 1 **Listen and point.** / Слухай та показуй.
- 2 **Listen and repeat.** / Послухай та повтори.
- 3 **Point and say.** / Покажи та скажи.
- 4 **Draw and write.** / Намалюй та напиши.
- 5 **Present your animal.** / Представ свою тваринку.



th

3

three



tooth

mouth



thanks, tooth, three, mouth

ee



tree



tooth



— teeth



foot



— feet

three geese, nine teeth, big feet, green tree



4



5

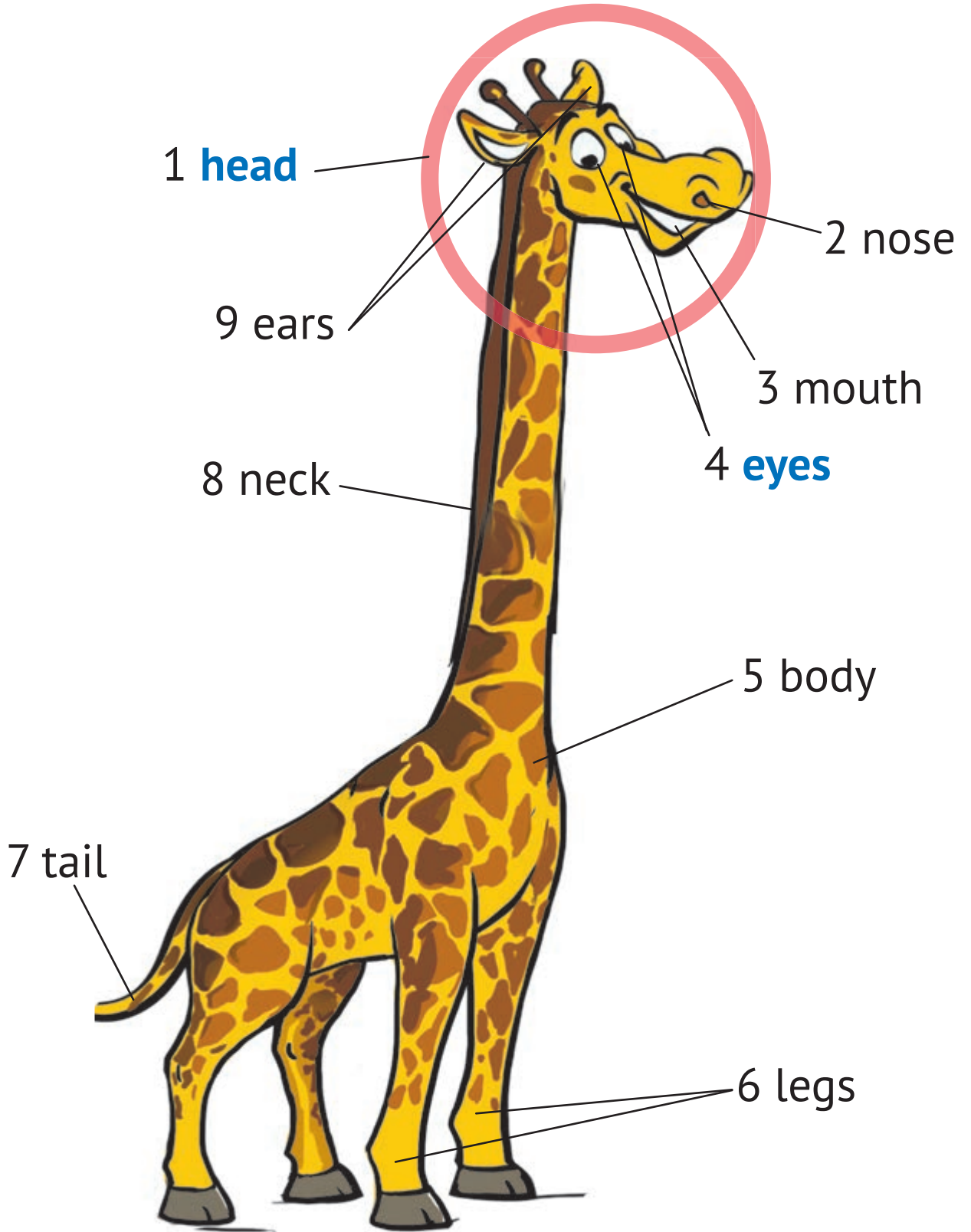



I can see a **g**oose.  
It is grey.  
It has got a long neck.  
It has got 2 legs.



These are **g**ee**s**e.  
They are black.  
They have got long necks.  
They can run and swim.  
They can fly, too.

- 1 Listen, point and repeat. / Послухай, покажи та повтори.
- 2 Listen and read. / Послухай та прочитай.
- 3 Copy three words with 'th' and 3 words with 'ee'. /  
Перепиши 3 слова з 'th' та 3 слова з 'ee' у зошит.
- 4 Listen and read. / Послухай та прочитай.
- 5 Read. / Прочитай.



9 fingers

1 head

8 hand

7 neck

6 body

5 toes

3 legs

2 arm

4 feet



1 one

2 two

I have got one head.

I have got one nose.

I have got two hands.

I have got two legs.

- 1 Listen and point. / Слухай та покажуй.
- 2 Point and name. / Покажи та назви.
- 3 Listen and read. / Послухай та прочитай.
- 4 Copy the sentences. / Перепиши речення.
- 5 Make your body poster. / Виготуй свій постер з підписами частин тіла.





Head and **shoulders**, **knees** and toes...





And eyes, and ears, and mouth, and nose...

4



- 1 I've got one head / hand.
- 2 I've got two toes / legs.
- 3 I've got ten fingers / ears.
- 4 I've got big / small teeth.
- 5 I've got a long / short neck.
- 6 I've got no tail / nose.

5



How many?

6




How many ... have you got?

I've got ... ..

- 1 Listen, point and repeat. / Слухай, показуй та повторюй.
- 2 Listen and sing. / Послухай та заспівай.
- 3 Touch and name. / Доторкнись і назви.
- 4 Choose the words and copy the sentences. / Вибери слово і перепиши речення.
- 5 Listen and sing. / Послухай та заспівай.
- 6 Ask and answer in pairs. / У парах запитуйте та відповідайте.


See AS on page 91.



g

a dangerous crocodile, orange

Gira  
giraffe



ph

elephant



photo,  
photographer,  
Phil, elephant



ou, ow

brown

mouth

brown, cow,  
mouth, mouse,  
house







## ZOO PHOTOS

This is Gira, the giraffe.  
It is orange and brown.  
Gira has got four long legs  
and a long neck.  
It likes green trees.



That is Phil, the elephant.  
It is very big. It has got  
big ears and a long nose.  
Phil has got four legs  
and one tail.

- 1 **Listen and point.** /  
Слухай та показуй.
- 2 **Read.** / Прочитай.
- 3 **Copy the words.** /  
Перепиши слова у зошит.
- 4 **Listen and read.** /  
Послухай та прочитай.
- 5 **Read.** / Прочитай.




1



How many ... can you see?

I can see ... ..



2



Has it got a tail?

Yes, it has.

How many legs has it got?

It has got four legs.

Is it grey?

No, it isn't.

Can it swim?

Yes, it can.

Is it green?

Yes, it is.

Is it a crocodile?

Yes, it is!




- 1 Ask and answer in pairs. / У парах запитуйте та відповідайте.
- 2 Play the guessing game. / Пограйте в гру на відгадування.



# STORY TIME




Look Tracy! Coconuts and monkeys.



Monkeys are funny.  
Are they dangerous?

What other animals  
live in Africa?



I don't know.  
Maybe.





Let's see: parrots, crocodiles, zebras, elephants, lions, giraffes and snakes. A lot of snakes.



4

I'm scared. Snakes are dangerous.

Yes, we must be careful.



5

- 1 Listen and read. / Послухай та прочитай.
- 2 Read. / Прочитай.
- 3 Point and say. / Покажи та скажи.
- 4 Act out. / Зіграй роль.

# Into Your Portfolio



## MONSTER RAP





I've got six long fingers.  
I've got nine short toes,  
I've got three eyes,  
I've got four ears  
And just one green nose.



This is my monster.  
Its name is ...  
It has got ... .. and ... ..  
It is very ...








- 1 **Listen and sing.** / Послухай та заспівай.
- 2 **Read.** / Прочитай.
- 3 **Draw your monster.** / Намалюй свого монстрика.
- 4 **Tell class about your monster.** / Розкажи класу про свого монстрика.
- 5 **Make an animal.** / Виготуй тваринку.
- 6 **Tell class about your animal.** / Розкажи про свою тваринку.
- 7 **Write about your animal.** / Напиши про свою тваринку.

# REVISION

1







Is it a giraffe?

Yes, it is!



## WHAT ANIMAL IS IT?

It is big. It has got big eyes.  
It has got a small head.  
It has got a long neck.  
It has got a short tail.  
It has got four legs.  
It cannot fly. It can run.  
It likes trees.



- 1 Listen and find. / Послухай та знайди.
- 2 Read. / Прочитай.
- 3 Write and ask your classmate. /  
Напиши та запитай свого однокласника.

See AS on page 91.

## WHAT ANIMAL IS IT?

It is ...

It has got ...

It has got ...

It cannot ...

It has got ...

It can ...

Answer \_\_\_\_\_

# DOING THINGS

- 1  2  3 











4



bathroom



face



clothes

5



WASH MY FACE



CLEAN MY TEETH



PUT ON MY CLOTHES



GO TO SCHOOL



- 1 Listen and point. / Слухай та показуй.
- 2 Listen and mime. / Слухай та показуй мімікою та жестами.
- 3 Mime and say. / Покажи мімікою та скажи.
- 4 Listen and repeat. / Послухай та повтори.
- 5 Listen and sing. / Послухай та заспівай.

See AS on page 91.



1



wake up



get up





catch the bus




have lunch







Monday




Tuesday



Wednesday



Thursday



Friday



Saturday



Sunday

- 1 Listen and repeat. / Послухай та повтори.
- 2 Listen and point. / Слухай та показуй.
- 3 Listen and sing. / Послухай та заспівай.
- 4 Point and say. / Покажи та скажи.

See AS on page 91.



ea

teacher



eat

read, clean, tea,  
please, eat, meat,  
teacher, speak



ng

pudding



swing

long, song, sing,  
pudding, swing,  
English, morning,  
evening



4



I



my

you



your

5



It is Sunday today. No school!  
 Wake up! Sing your morning song.  
 Get up! Clean your teeth. Eat your  
 pudding. Drink your tea. Read your book.  
 Swim in the pool. It's cool!  
 Hooray!


6



my name  
 my family  
 ... song  
 ... teacher  
 ... house

your name  
 your family  
 ... song  
 ... teacher  
 ... house

- 1 **Listen, point and repeat.** / Слухай, показуй та повторюй.
- 2 **Listen and read.** / Послухай та прочитай.
- 3 **Copy the words.** / Перепиши слова.
- 4 **Listen and read.** / Послухай та прочитай.
- 5 **Read.** / Прочитай.
- 6 **Copy and fill in the gaps.** / Перепиши, заповнюючи пропуски.



I'm playing with a dog,



I'm jumping like a frog.

I'm walking like a cat,



I'm flying like a bat.

I'm swinging like a parrot,



I'm eating a carrot.



I'm sleeping like a bear,




I'm sitting on the chair.

I'm hissing like a snake,



I'm cutting a big cake.

I'm swimming like a fish,



I'm speaking English.

- 1 **Listen and sing.** / Послухай та заспівай.
- 2 **Point and say.** / Покажи та скажи.
- 3 **Say and mime.** / Скажи та покажи мімікою та жестами.



- He is sleeping.
- She is putting on her clothes.
- He is eating.
- She is looking at photos.
- He is cleaning his teeth.
- She is making faces.

- 1 Listen, point and repeat. / Послухай, покажи та повтори.
- 2 Read and match. / Прочитай та добери.
- 3 Play the game. / Пограй у гру.





alk

talk

walk



all

ball

small, tall,  
ball



o

monkey

brother,  
mother, love,  
Monday,  
monkey





It is Monday evening.

Look, this is my family. My father is sitting. He is reading a book. My mother is talking on the phone. My brother is playing computer games. I am playing with my doll. My doll is pretty. It can walk. Listen, it is speaking, "I love you. I love you."



- 1 **Listen, point and repeat.** /  
Слухай, показуй та повторюй.
- 2 **Listen and read.** / Послухай та прочитай.
- 3 **Copy the words.** / Перепиши слова.
- 4 **Listen and read.** / Послухай та прочитай.
- 5 **Read.** / Прочитай.





4



Is he fishing?

Yes, he is. No, he isn't.



- 1 Listen and point. / Слухай та показуй.
- 2 Listen and say the chant. / Послухай та розкажи римівку.
- 3 Mime and say the chant. / Покажи мімікою та розкажи римівку.
- 4 Ask and answer in pairs. / У парах запитуйте та відповідайте.

See AS on page 92.



# STORY TIME

Lesson

8



What are you doing, mum?



I'm looking at the photos from Africa.

Let me see.


Look. My brother is looking at the monkeys.



Who is this?



What's your dad doing here?



4

Wow! A crocodile.



5

And is your mum swimming in that river?



6

Wow, that looks good!




7

4



5



- 1 Listen and point. / Слухай та показуй.
- 2 Listen and repeat. / Послухай та повтори.
- 3 Read and answer. / Прочитай та дай відповіді.
- 4 Point and say. / Покажи та скажи.
- 5 Act out. / Зіграй роль.

See AS on page 92.



# Into Your Portfolio




## MORNING CHANT

Get up quickly,  
Make your bed,  
Drink some tea,  
Eat an egg,

Wash your face,  
Brush your teeth,  
Time for school,  
Let's write and read!





## MY PICTURE BOOK



I am getting up.

I am making my bed.




- 1 **Listen and sing.** /  
Послухай та заспівай.
- 2 **Draw what you do  
in the morning.** /  
Намалюй дії, які  
виконуєш зранку.
- 3 **Make your picture book.** /  
Виготуй книжечку з малюнками.
- 4 **Comment on your pictures.** /  
Прокоментуй свої  
малюнки.



# REVISION



What's the time?  
Two o'clock!  
It's lunch time.



Jessica!  
Luke!  
Elliot!



- 1 **Listen and find.** / Послухай та знайди.
  - 2 **Copy the names and put the numbers.** /  
Перепиши імена та вкажи номер відповідного малюнка.
  - 3 **Copy the days of the week.** /  
Перепиши дні тижня.
  - 4 **Play the guessing game.** /  
Пограй у гру на відгадування.
  - 5 **Ask and answer in pairs.** /  
У парах запитуйте та відповідайте.
- See AS on pp. 92.

- Luke
- Elliot
- Jessica

3



Is it Wednesday?

4



No, it isn't.



Sunday  
Monday  
Tuesday  
Wednesday  
Thursday  
Friday  
Saturday


5



Is he looking at photos?



Yes, he is.  
No, he isn't.





## DO YOU LIKE CARROTS?

1



2



Come to my birthday party, Ben.



A birthday party? How old are you?



I'm seven.

Happy birthday!



Do you like fruit salad?

Can I have some lemonade?



Yes, I do!

Here you are.

3



4



chicken



lemonade



juice



sweets



fruit



yogurt



sandwich



cake



pizza



salad

Do you like ...?

Yes, I do. / No, I don't.



5



Chicken, chips, soup and eggs.

Do you like fish?

Chicken, chips, soup and eggs.

I don't like fish.

Cheese and bread,  
rice and cake.

Do you like milk?

Cheese and bread,  
rice and cake.

Yes, I like milk!



6



**Yes, I do. / No, I don't.**

- Listen and point.** / Слухай та показуй.
- Listen and repeat.** / Слухай та повторюй.
- Listen, point and repeat.** / Слухай, показуй та повторюй.
- Ask and answer in pairs.** / У парах задавайте питання, давайте відповіді.
- Listen and sing.** / Послухай та заспівай.
- Copy and write.** / Перепиши питання, напиши відповіді.

See AS on page 91.




Do you like  
sweets?


Yes, I do.



Do you like  
salad?



Do you like  
eggs?



apple banana pear



strawberry cherry orange



**an** + a, e, i, o, u  
 This is **an** egg.  
 This is **a** banana.



Can I have **a** banana?

Here you are.

Thank you.



- 1 This is a sandwich.
- 2 I've got \_\_\_ pear.
- 3 It's \_\_\_ orange.
- 4 That is \_\_\_ cherry.
- 5 I haven't got \_\_\_ apple.
- 6 This is \_\_\_ strawberry.

- 1 **Listen, point and repeat.** / Слухай, показуй та повторюй.
- 2 **Point and say.** / Покажи та скажи.
- 3 **Listen and sing.** / Послухай та заспівай.
- 4 **Ask and answer in pairs.** / В парах запитуйте та відповідайте.
- 5 **Copy and write 'a' or 'an'.** / Напиши речення з артиклями 'a' або 'an'.



1



2



ch

chicken

chips, **cherry**,  
**chair**, teacher,  
**cheese**, lunch,  
sandwich



3



4



## KID'S MENU

### FOOD

chicken  
fish  
rice  
eggs  
carrots  
tomatoes

### DESSERTS

cheesecake  
ice-cream  
yogurt  
banana  
apple  
fruit salad

### DRINKS

orange juice  
lemonade  
tea  
milk  
hot chocolate



I'm hungry.  
I am looking at the menu.  
I like chicken and rice.  
I like carrots, too. I don't like fish or eggs.  
I like cheesecakes.  
**I like hot chocolate but I don't like milk.**



I like fish and eggs.  
I don't like carrots.  
I like ice-cream but I don't like cheese cakes. I like lemonade but I don't like hot chocolate.



I'm hungry.  
I'm looking at the menu.  
I like ...  
I don't like ...

- 1 Listen and read. / Послухай та прочитай.
- 2 Read. / Прочитай.
- 3 Listen and read. / Послухай та прочитай.
- 4 Read. / Прочитай.
- 5 Write. / Напиши.



1



carrot



cucumber



mushroom



potato



tomato



pepper

2



3



4



1

Can I have three tomatoes, please?

Yes, here you are. Three tomatoes, please.



2

Thank you.



3

Can I have 2 cucumbers?

Sorry, no cucumbers.


- 1 Listen, point and repeat. / Слухай, покажуй та повторюй.
- 2 Listen and sing. / Послухай та заспівай.
- 3 Listen and repeat. / Слухай та повторюй.
- 4 Act out. / Зіграй роль.



1



Bananas for **breakfast**,  
 Bananas for **lunch**.  
 I like bananas!  
 Munch, munch, munch!  
 Bananas for **dinner**,  
 Before going to sleep.  
 I like bananas!  
 They are so sweet!



2



3



## BREAKFAST



1



2



3



4

## LUNCH



5



6



7



8

## DINNER



9



10



11



12

4



5



I eat ... for breakfast.  
I drink ... for breakfast.  
... for lunch.  
... for dinner.



## 1 Listen and say the chant. /

Послухай та розкажи римівку.

## 2 Listen and point. / Слухай

та показуй.

## 3 Listen and repeat. / Послухай

та повтори.


## 4 Draw your food. / Намалюй те,

що ти їси протягом дня.

## 5 Tell class about your meals. /

Розкажи про свої сніданок,  
обід та вечерю.

See AS on page 92.






1



2



wh

what,  
where,  
when

white

When do you get up?  
What do you like?  
Where is your house?

ir, er, ur


girl

bird,  
girl, her,  
surname



bird





Hello. My name is Max.  
My surname is White.  
I am Tim's friend.

It's lunchtime and I am  
having fish and chips for  
lunch. But I don't like fish.  
I like chicken. In the  
morning I like milk and  
a sandwich. I don't like  
eggs in the morning.

For dinner I like rice and  
tomatoes. I like tea and a  
cake for dinner, too.

- 1 **Listen and point.** / Слухай та показуй.
- 2 **Listen and read.** / Послухай та прочитай.
- 3 **Listen and read.** / Послухай та прочитай.
- 4 **Read and answer.** / Прочитай та дай відповіді на запитання.

- 1 What does Max like for breakfast?
- 2 What does he like for lunch?
- 3 What does Max like for dinner?





Tracy likes hot chocolate.



4



Does Tracy like yogurt?

No, she **doesn't**.

Does she like hot chocolate?

Yes, she **does**.

Ann likes ... for breakfast.  
She likes ... for lunch.  
She likes ... for dinner.


5




6




1



2



3



- 1 **Listen and say the chant.** / Послухай та розкажи римівку.
- 2 **Listen and point.** / Слухай та показуй.
- 3 **Look and say.** / Подивись та скажи.
- 4 **Ask and answer in pairs.** / В парах запитуйте та відповідайте.
- 5 **Make cards. Then ask and answer.** / Виготуйте карточки. Тоді запитуйте та відповідайте.
- 6 **Write and say.** / Напиши та розкажи.

See AS on page 92-93.



4



5




6



# STORY TIME



Luke's going to the shop.



He's buying a mango, two bananas, three oranges, three lemons and a box of vanilla ice-cream.



3

Luke's going home.



4

He takes a banana.



5

He's eating the banana. Yummy!



6

He meets Pete.  
"Let's play football."

- 1 Listen and point. / Слухай та показуй.
- 2 Listen and read. / Послухай та прочитай.
- 3 Point and say. / Покажи та скажи.
- 4 Act out. / Зіграй роль.
- 5 Listen and sing. / Послухай та заспівай.






Luke's playing football.



The sun is shining. It's hot.






Oh, no! The ice-cream!



## AFRICAN DREAM




# Into Your Portfolio





2



Do you like bananas?

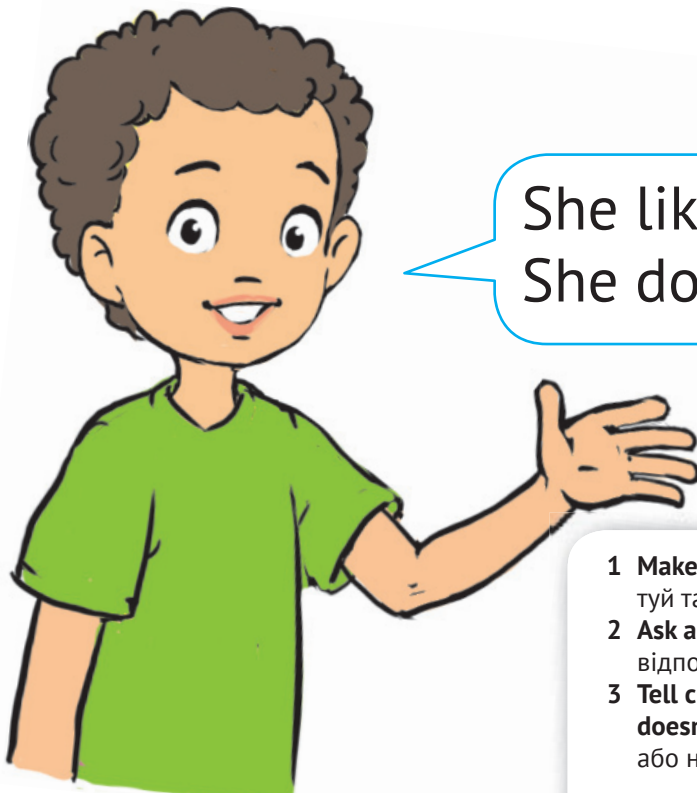
Do you like ice-cream?

No, I don't.

Yes, I do.



3



She likes ice-cream and ....  
She doesn't like bananas.

- 1 **Make a plate and cards with food.** / Виготуй тарілку та карточки з малюнками їжі.
- 2 **Ask and answer in pairs.** / Запитуйте та відповідайте у парах.
- 3 **Tell class what your partner likes and doesn't like.** / Розкажи про те, що любить або не любить їсти твій партнер по парі.

# REVISION




Let's play a shopping game.



1

Can I have a cake, please?



2

Yes, here you are.



3

It's your turn.





Sorry, no oranges.


4

Can I have ...?



I win!

Well done!



- 1 **Play the game.** / Пограй у гру.
  - 2 **Listen and match.** / Послухай та добери.
  - 3 **Read and answer.** / Прочитай та дай відповідь.
- See AS on page 93.



1 King



2 Queen



3 Prince



4 Princess







Liz, Nick, Ben and Vic are at school.  
It is a lunchtime.

Look at Liz. This is her lunch.

What does she like?

She likes chicken and salad.

She likes cheesecake and tea, too.

Look at Nick.

Does he like cakes?


No, he doesn't.

He likes yogurt and milk.

He likes sandwiches, too.

Look at Vic and Ben.

What do they like?



## SEASONS AND CLOTHES

1



It's cold.



It's hot.



It is raining.



It is snowing.

2


**Spring** is green.**Spring** is green.**Autumn** is yellow.**Winter** is white.



3



4



5



When is your birthday?

It's in ...

- 1 **Listen, point and repeat.** / Слухай та показуй. Потім повтори.
- 2 **Listen and sing.** / Послухай та заспівай.
- 3 **Listen and repeat.** / Послухай та повтори.
- 4 **Point and say.** / Покажи та скажи.
- 5 **Ask and answer.** / Запитуйте та відповідайте.

See AS on page 93



**It is sunny,**  
Jump and run,  
Ride a bike,  
It is fun.

1



2



It is hot,  
The sea is blue.  
I can swim,  
And so can you!

3

It is raining,  
**Watch TV,**  
**Stay at home,**  
Drink some tea!





4



4

It is cold.

**Skate** and **ski**,  
**Make a snowman**,  
 Look at me!




Winter

Spring

Summer

Autumn

5



Spring is green.  
 It is sunny.  
 I can ride a bike.



- 1 Listen and read. / Послухай та прочитай.
- 2 Read and match. / Прочитай та добери.
- 3 Listen and sing. / Послухай та заспівай.
- 4 Sing and mime. / Співай та показуй рухами.
- 5 Draw and say. / Намалюй та розкажи.



# 8

ght

eight

night, bright, eight,  
eighteen, right, light

Good **night**.  
Sleep **tight**.  
And wake up **bright**  
In the morning **light**!



- 1 It is sunny. It is hot.  
You can jump, run and swim.
- 2 It is cold. Children can ski and skate.
- 3 It is raining. Stay at home and read a book.
- 4 It is not hot. But the sky is blue. It is sunny.  
The birds are singing.



It's winter.

 It's summer.

 It's spring.

 It's autumn.


– What season  
do you like?

– I like summer.

It is hot and sunny.

I can ride a bike. I can fly a kite.

I can jump and run. I can swim, too.

**I have holidays in summer.**

I can go with my mum and dad to my granny!

- 1 Listen and point. / Слухай та показуй.
- 2 Listen and read. / Послухай та прочитай.
- 3 Listen and read. / Послухай та прочитай.
- 4 Read and match. / Прочитай та добери пору року.
- 5 Read and tell the class what season you like. / Прочитай та розкажи про пору року, яку любиш.



It's Tuesday.

Tracy is counting:

one, two, three, four, five, six.

In six days she is going on holiday.



- 1 Listen and read. / Послухай та прочитай.
- 2 Listen and repeat. / Послухай та повтори.
- 3 Listen and point. / Слухай та покажуй.
- 4 Listen and repeat. / Послухай та повтори.
- 5 Listen and point. / Слухай та покажуй.
- 6 Point and name. / Покажи та назви.
- 7 Make and write. / Утвори речення та напиши їх.

Her T-shirt is pink.






# TRACY'S CLOTHES

Tracy is packing her suitcase.

What is she putting in her suitcase?



4



5



6



Luke is packing his suitcase.

What is he putting in his suitcase?







**trousers**




**socks**



**sweater**



**dress**



**shoes**



**boots**



**scarf**



**hat**



Fred

Jane

Ron

Pam

- 1 Listen and point. Then repeat. / Слухай та показуй. Потім повтори.
- 2 Listen and sing. / Послухай та заспівай.
- 3 Listen again and find a child. / Послухай та знайди відповідну дитину.
- 4 Have a talk. / Поговорить удвох.

See AS on page 93.



1



2



3



ir



shirt



skirt

Her skirt is blue. His shirt is white.

My sweater  is yellow.

My scarf  is red.

My shoes  are grey.

oa



coat

His coat is brown.



raincoat

Her raincoat is yellow.



ear, air, ere

bear

hair



wear, bear, chair, hair, where



- What is he wearing?
- He is wearing black jeans.

- What is she wearing?
- She is wearing a white dress.



- Where are her socks?
- They are on the chair.
- Where are his boots?
- They are under the chair.


- 1 Listen and point. / Слухай та показуй.
- 2 Listen and read. / Послухай та прочитай.
- 3 Read. / Прочитай.
- 4 Listen and point. / Слухай та показуй.
- 5 Read. / Прочитай.



1



2



It is sunny.



It is raining.



It is cold.

3



Are you wearing green socks?

No, I'm not.

Are you wearing blue socks?

Yes, I am!



1



2




3

- 1 Listen and point. / Слухай та показуй.
- 2 Read and match. / Прочитай та добери.
- 3 Play the guessing game. /  
Пограйте у гру на відгадування.

See AS on page 93

# STORY TIME



- Mum! What are you doing, mum?
- I'm making sandwiches.



- Dad! Dad?
- Yes? I'm checking the tyres.



- Where is Luke?
- Luke! Luke!



- I'm looking for Kiki.
- Kiki! Kiki!





– Look! She is sitting in the tree.




Dad is putting the suitcases in the car.



– Off we go!  
Where is the key?  
– Oh, no! In my jacket.



– And where is the jacket?  
– In the suitcase.



- 1 Listen and point. / Слухай та показуй.
- 2 Listen and read. / Послухай та прочитай.
- 3 Point and say. / Показуй та говори.
- 4 Act out. / Зіграй роль.

# Into Your Portfolio



I put on my hat.  
I put on my shoes.  
I put on my shirt.  
I'm ready to move!

*Ref.:* Move to the left!

Move to the right!

I put on my dress.  
I put on my shoes.  
I put on my gloves.  
I'm ready to move!

*Ref.*

I put on my socks.  
I put on my shoes.  
I put on my pants.  
I'm ready to move!

*Ref.*

I put on my skirt.  
I put on my shoes.  
I put on my coat.  
I'm ready to move!

*Ref.*



Red hat, white shirt,  
Blue jeans, black shoes.





3



4



5




6




In spring I put ...  
on my doll.  
I put ... and ..., too.  
In summer ...

Green hat,  
Pink skirt,  
.....



- 1 Listen and sing. / Послухай та заспівай.
- 2 Listen and point. Then repeat. / Слухай та показуй. Потім повтори.
- 3 Draw and make your chant. / Намалюй і склади свій чант.
- 4 Say your chant. / Розкажи свій чант.
- 5 Draw your doll's collection for seasons. / Намалюй колекцію одягу на всі пори року для своєї ляльки.
- 6 Tell class what you put on your doll. / Розкажи у що ти одягнеш ляльку в різні пори року.

# REVISION



- 1 Listen. / Послухай.
- 2 Copy. Listen again and draw. / Перемалюй схему. Послухай ще раз та намалюй у схемі.
- 3 Tell class about your picture. / Розкажи про свої малюнки.
- 4 Copy the table. / Відтвори табличку.

- 5 Ask 10 mates what season they like. / Опитай десятих однокласників про улюблену пору року.
- Tick their answers. / Відміть їхні відповіді у таблиці.
- 6 Read and answer. / Прочитай та дай відповідь.





What season do you like?



spring

summer

autumn

winter



## WINTER MORNING

It's winter morning. I like winter. I am putting my green coat and my brown boots on. Where is my cap? Oh, it's on my bed.



It's cold. But it's sunny. The sky is blue. The sun is yellow. The snow is white. I can make a snowman!



Look! Bob and I are making a snowman. It is funny! Do you like it?





## Goodbye Song

One, two, three,  
Three, two, one,  
I love English,  
It is fun.




Four, five, six,  
Six, five, four,  
Numbers, toys,  
And there is more.

Colours, pets and animals,  
Jungle, forest and a farm,  
Breakfast time,  
Time for school.

It's so fine,  
It's so cool.

Seven, eight, nine and ten.

SEE YOU NEXT YEAR,  
BYE TILL THEN!





# Audio Scripts

## UNIT 5 HOW MANY LEGS?

### Lesson 1 page 6

#### task 2

Animal sounds: elephant, lion,  
parrot, monkey, snake

#### task 3

*Ref.:*

In the jungle there are animals.  
In the jungle, can you see?  
In the jungle there are animals.  
In the jungle, can you hear?

Look, an elephant! It's big!  
Look, a giraffe! It's tall!  
Look, a hippo! It's fat!  
Look, a monkey! It's small!

*Ref.*

Listen, a snake! It's long!  
Listen, a lion! It's angry!  
Listen, a zebra! It's thirsty!  
Listen, a crocodile! It's hungry!

*Ref.*

### Lesson 5 page 14

#### task 5

HOW MANY?

One, two, three, four, five,  
Six, seven, eight, nine, ten.  
How many, how many, how  
many,

How many, how many, how  
many,

How many fingers have you got?  
How many fingers have you got?

One, two, three, four, five,  
Six, seven, eight, nine, ten.  
How many, how many, how  
many,

How many, how many, how many,  
How many toes have you got?  
How many toes have you got?

## Lessons 11-12 REVISION

### page 24

#### task 1

*Ms Lemmon:* Is this your  
monster, Jessica?

*Jessica:* No, Ms Lemmon. My  
monster has got long hair,  
four blue eyes, one nose, a  
long neck, six arms and two  
short legs.

*Ms Lemmon:* Oh, now I know!  
This is your monster.

*Jessica:* Yes, that's my monster,  
Ms Lemmon.

*Ms Lemmon:* Well done, Jessica!

## UNIT 6 DOING THINGS

### Lesson 1 page 26

#### task 1

You're in bed.  
Open your eyes.  
Oh, no! It's late.  
Run to the bathroom.  
Wash your face.  
Clean your teeth.  
Put on your clothes.  
Take your schoolbag.  
Run to school.  
Stop. Open your bag.  
No books. Silly you!

### page 29

#### task 5

This is the way I wash my face,  
Wash my face, wash my face.  
This is the way I wash my face  
Every day in the morning.

This is the way I clean my teeth,  
Clean my teeth, clean my teeth,  
This is the way I clean my teeth  
Every day in the morning.

This is the way I put on my  
clothes,  
Put on my clothes, put on my  
clothes.

This is the way I put on my  
clothes  
Every day in the morning.

This is the way I go to school,  
I go to school, I go to school.  
This is the way I go to school  
Every day in the morning.

### Lesson 2 page 31

#### task 3

Monday morning.  
Wake up... get up!  
Seven o'clock.  
It's seven o'clock.  
I have to catch the bus!

Tuesday morning.  
Wake up... get up!  
Eight o'clock.  
It's eight o'clock.  
I have to catch the bus !  
Wake up... get up !

Wednesday morning.  
Wake up... get up!  
Nine o'clock.  
It's nine o'clock.  
I have to catch the bus!

Thursday morning.  
Wake up... get up !  
Ten o'clock.  
It's ten o'clock.  
I have to catch the bus!  
Wake up... get up !

Friday morning.  
Wake up... get up !  
Eleven o'clock.  
It's eleven o'clock.  
I have to catch the bus!

Saturday morning.  
Wake up... get up !  
No school today.  
I'm going to play.  
I'm going to play  
... until Sunday!

### Lesson 7 page 39

#### task 1, 2

- Is dad fishing?
  - Yes, he is.
  - Is mum swimming?
  - Yes, she is.
  - Is Jane talking?
  - Yes, she is.
  - Is Jim walking?
  - Yes, he is.
  - Is Ted reading?
  - You're kidding!
- No, he isn't.
- Yes, he is!

### Lesson 8 STORY TIME

#### page 41

#### task 1

*Tracy:* What are you doing, mum?  
*Mum:* I'm looking at the photos from Africa.  
*Monica:* Let me see.  
*Tracy:* Look. My brother is looking at the monkeys.  
*Monica:* Who is this?  
*Tracy:* This is Toby and his parrot Lulu. Lulu is sitting on Toby's head.  
*Monica:* What's your dad doing here?  
*Tracy:* He is reading a story about Boobah and Booboo.  
*Mum:* And Tracy is making faces.  
*Monica:* You are funny! Wow!  
A crocodile.

*Tracy:* Yes, it is sleeping in the river.

*Monica:* And your mum is swimming in that river?

*Tracy:* No, no, she isn't. She is swimming in the pool.

*Monica:* Wow, that looks good!

*Tracy:* Toby is eating a sundae. Yummy. We call it the African dream. Mummy, can we make it?

*Mum:* Yes, of course.

### Lessons 11-12 REVISION

#### page 45

#### task 1

*Ms Lemmon:* What's the time?

Two o'clock! Where are the children? Jessica...!

*Jessica:* I'm here, Ms Lemmon.

Look at me! I'm swinging.

*Ms Lemmon:* Come here! It's lunch time! Luke...!

*Luke:* I'm here, Ms Lemmon!

Look at me! I'm climbing a tree!

*Ms Lemmon:* Be careful and come here! Elliot...!

*Ms Lemmon, Jessica, Luke:* Elliot... Elliot!

*Greg:* Look! He is sleeping under the tree!

*Ms Lemmon:* Wake up, Elliot! It's lunch time!

### UNIT 7 DO YOU LIKE CARROTS?

#### Lesson 1 page 47

#### task 1

*Nick:* Come to my birthday party, Ben.

*Ben:* A birthday party? How old are you?

*Nick:* I'm seven.

*Children:* Happy birthday! These are presents for you.

*Nick:* Thank you!

*Mother:* Do you like fruit salad?

*Liz:* Yes, I do!

*Vic:* Can I have some lemonade?

*Ben:* Here you are.

### Lesson 4 page 53

#### task 2

Apples and bananas, *(twice)*  
Pears and strawberries, *(twice)*  
I like oranges, *(twice)*  
I don't like cherries.

Cucumbers and carrots, *(twice)*  
Mushrooms, tomatoes, *(twice)*  
I like peppers, *(twice)*  
I don't like potatoes.

### Lesson 5 page 55

#### task 2

I eat toasts and yogurt for breakfast.

I eat an apple, too.

I drink juice for breakfast.

I eat soup and sandwich for lunch.

I eat chicken, too.

I like fruit salad for lunch.

I eat potatoes, tomatoes and cucumbers for dinner.

I like a cake, too.

I drink tea for dinner.

### Lesson 7 page 59

#### task 3

Does Tracy like hot chocolate?

– Yes, she does.

Does Luke like hot chocolate?

– No, he doesn't.

Does Liz like hot chocolate?



- No, she doesn't.
- Does Ben like pears?
- No, he doesn't.
- Does Vic like yogurt?
- Yes, she does.
- Does Nick like pears?
- Yes, he does.

## Lessons 11-12 REVISION

### page 69

#### task 3

The king likes potatoes.  
 The king says, "Can I have some potatoes, please?"  
 The queen likes chicken.  
 The queen says, "Can I have a chicken, please?"  
 The prince likes soup.  
 The prince says, "Can I have some soup, please?"  
 The princess likes sweets.  
 The princess says,  
 "I don't like potatoes.  
 I don't like chicken.  
 I don't like soup.  
 Can I have some sweets, please?"

## UNIT 8 SEASONS AND CLOTHES

### Lesson 1 page 71

#### task 3

*Vic:* When is your birthday, Ben?  
*Ben:* It's in summer.  
*Liz:* I like summer. It is hot. I like summer holidays.  
*Ben:* When is your birthday, Vic?  
*Vic:* My birthday is in autumn.  
 I don't like autumn. It is raining. Is your birthday in autumn, Liz?  
*Liz:* No, it isn't. It's in winter. Do you like winter?  
*Vic:* Well, yes, I do. It's cold, but I

like when it is snowing.  
*Nick:* And my birthday is in spring. Listen! We've got our birthdays in all of the seasons: winter, spring, summer and autumn!  
*Liz:* Wow! That's great!

### Lesson 4 page 76

#### task 2

A jacket, sandals, a bikini, jeans, a T-shirt, a mask, trainers

#### task 3

TRACY'S CLOTHES  
 Tracy's packing her suitcase.  
 What is she putting in her suitcase?  
 Her orange sandals and violet trainers, her blue jeans and brown jacket, her red T-shirt, pink bikini and ... a mask.

### page 78

#### task 4

A T-shirt, a cap, shorts, a jacket, trainers, jeans

#### task 5

Luke is packing his suitcase.  
 What is he putting in his suitcase?  
 His black jeans and orange trainers, his white T-shirt and yellow jacket, his green shorts and blue cap.

### Lesson 5 page 80

#### task 2

T-shirt, trousers, socks and shoes.  
 What are you wearing today?  
 T-shirt, trousers, socks and shoes.  
 I'm wearing a dress today.

Sweater, scarf, hat and boots.  
 What are you wearing today?  
 Sweater, scarf, hat and boots.  
 I'm wearing a jacket today.

### Lesson 7 page 83

#### task 1

It is sunny. Jessica is wearing a white T-shirt and a yellow skirt.  
 It is raining. Jessica is wearing a green jacket and blue jeans. She has got a red umbrella, too.  
 It is cold. Jessica is wearing a pink coat, a blue cap and black boots.

## Lessons 11-12 REVISION

### page 88

#### task 1

It's spring. It's sunny. Ronnie is wearing his green jogging suit and an orange cap.  
 It's summer. It's very hot. Ronnie is wearing his favourite red T-shirt and blue shorts.  
 It's autumn. It's raining. Ronnie is wearing his yellow raincoat and yellow boots. He has got a yellow umbrella, too.  
 It's winter. It's very cold. Ronnie is wearing his blue coat, an orange scarf and an orange cap and... Ronnie! Where are your boots?!  
*Ronnie:* Achoo, achoo!

# Word List

## UNIT 5

**arm** [ˈɑ:m] рука  
**body** [ˈbɒdi] тіло  
**crocodile** [ˈkrɒkədəɪl] крокодил  
**dangerous** [ˈdeɪndʒərəs] небезпечний  
**ear** [ˈiə] вухо  
**eye** [eɪ] око  
**finger** [ˈfɪŋɡə] палець руки  
**foot** [ˈfʊt] ступня (*множ.* **feet** [fi:t])  
**geese** [gi:s] гуси (*множ.* від **goose**)  
**giraffe** [dʒɪˈrɑ:f] жираф  
**hand** [hænd] кисть руки  
**head** [hed] голова  
**hippo** [ˈhɪpəʊ] гіпопотам  
**knee** [ni:] коліно  
**leg** [ˈleg] нога  
**long** [lɒŋ] довгий  
**mouth** [ˈmaʊθ] рот, паща  
**neck** [nek] шия  
**photo** [ˈfəʊtəʊ] фотографія  
**shoulder** [ˈʃəʊldər] плече  
**stripe** [straɪp] смуга  
**tail** [teɪl] хвіст  
**tall** [ˈteɪl] високий  
**toe** [təʊ] палець ноги  
**tooth** [tu:θ] зуб (*множ.* **teeth** [ti:θ])

## UNIT 6

**bat** [bæt] летюча миша  
**bathroom** [ˈbɑ:θru:m] ванна кімната  
**bus** [bʌs] автобус  
**cake** [keɪk] тістечко  
**carrot** [ˈkærət] морква  
**catch** [ˈkætʃ] зловити  
**clean** [ˈkli:n] чистити  
**clothes** [kləʊðz] одяг  
**cut** [kʌt] вирізати  
**eat** [i:t] їсти  
**face** [feɪs] обличчя

**fish** [fɪʃ] рибалити  
**Friday** [ˈfraɪdi] п'ятниця  
**frog** [frɒɡ] жаба  
**get up** [ˈget ʼʌp] вставати з ліжка  
**go** [ˈgəʊ] йти  
**hiss** [hɪs] шипіти  
**love** [ˈlʌv] любити  
**lunch** [ˈlʌntʃ] обід  
**lunchtime** [ˈlʌntʃtaɪm] час обіду  
**make faces** [ˈmeɪk feɪsɪz] корчити гримаси  
**make bed** [ˈmeɪk bed] заправляти ліжко  
**Monday** [ˈmʌndi] понеділок  
**phone** [ˈfəʊn] телефон  
**put on** [ˈpʊt ʼɒn] одягати  
**quickly** [ˈkwɪkli] швидко  
**Saturday** [ˌsætədi] субота  
**sleep** [sli:p] спати  
**speak** [spi:k] говорити, сказати  
**Sunday** [ˈsʌndeɪ] неділя  
**swing** [swɪŋ] гойдатись  
**talk** [ˈtɔ:k] розмовляти (з)  
**Thursday** [ˌθɜ:zdi] четвер  
**Tuesday** [ˈtju:zdi] вівторок  
**wake up** [weɪk ʼʌp] прокидатись  
**walk** [wɔ:k] ходити пішки  
**wash face** [ˈwɒʃ feɪs] вмиватись  
**Wednesday** [ˌwenzdi] середа

## UNIT 7

**breakfast** [ˈbrekfəst] сніданок  
**cheese cake** [tʃi:z keɪk] чізкейк  
**cherry** [ˈtʃeri] вишня  
**chicken** [ˈtʃɪkɪn] курка  
**chips** [tʃɪps] чіпси  
**cucumber** [ˈkju:kʌmbə] огірок  
**dessert** [diˈzɜ:t] десерт  
**dinner** [ˈdɪnə] вечеря  
**drink** [drɪŋk] пити



**food** [fu:d] їжа  
**fruit** ['fru:t] фрукт(и)  
**jelly** ['dʒeli] желе  
**king** ['kiŋ] король  
**lemon** ['lemən] лимон  
**lemonade** [,lemə'neɪd] лимон  
**mango** ['mæŋgəʊ] манго  
**mushroom** ['mʌʃrʊm] гриб  
**orange** ['ɒrɪndʒ] апельсин  
**pear** [peə] груша  
**pepper** ['pepə] перець  
**picnic** ['pɪknɪk] пікнік  
**plate** ['pleɪt] тарілка  
**potato** [pə'teɪtəʊ] картопля  
**prince** [prɪns] принц  
**princess** [prɪn'ses] принцеса  
**rice** ['raɪs] рис  
**salad** ['sæləd] салат  
**shine** [ʃaɪn] сяяти  
**shop** [ʃɒp] магазин  
**soup** ['su:p] суп  
**strawberry** ['strɔ:bri] полуниця  
**sun** ['sʌn] сонце  
**sweets** [swi:ts] цукерки  
**tasty** ['teɪsti] смачний  
**tomato** [tə'mɑ:təʊ] томат, помідор  
**vanilla** [və'nɪlə] ванільний  
**vegetable** ['vedʒɪtəbl] овоч

## UNIT 8

**autumn** ['ɔ:təm] осінь  
**bikini** [bɪ'ki:ni] бікіні (купальник)  
**boots** [bu:ts] черевики  
**bright** [braɪt] яскравий  
**coat** [kəʊt] пальто  
**dress** ['dres] сукня  
**hat** [hæt] шапка  
**holidays** ['hɒlədeɪz] канікули  
**jacket** ['dʒækɪt] куртка  
**jeans** [dʒi:nz] джинси

**key** [ki:] ключ  
**light** [laɪt] світло  
**mask** [mɑ:sk] маска  
**night** [naɪt] ніч  
**pack** [pæk] пакувати  
**raincoat** ['reɪnkəʊt] плащ  
**rain** ['reɪn] дощ  
**rainy** ['reɪni] дощовий  
**It is raining.** Падає дощ.  
**ready** ['redi] готовий  
**right** ['raɪt] правий  
**sandals** ['sændlɪz] сандалі  
**scarf** ['skɑ:f] шарф  
**sea** ['si:] море  
**shirt** [ʃɜ:t] сорочка  
**shoes** [ʃu:z] туфлі  
**shorts** [ʃɔ:ts] шорти  
**skate** [skeɪt] кататись на ковзанах  
**ski** ['ski:] кататись на лижах  
**skirt** [skɜ:t] спідниця  
**snowman** ['snəʊmæn] сніговик  
**snow** ['snəʊ] сніг  
**snowy** ['snəʊɪ] сніжний  
**It is snowing.** Падає сніг.  
**socks** ['sɒks] шкарпетки  
**spring** [sprɪŋ] весна  
**stay** ['steɪ] залишатись  
**suitcase** ['su:tkeɪs] валіза  
**summer** ['sʌmə] літо  
**sunny** ['sʌni] сонячно  
**sweater** ['swetə] светер  
**tight** ['taɪt] тісно  
**trainers** ['treɪnəz] кросівки  
**trousers** ['traʊzəz] штани  
**T-shirt** ['ti: ʃɜ:t] футболка  
**watch TV** ['wɒtʃ ,ti:'vi:] дивитись телевізор  
**wear** [weə] носити (про одяг)  
**winter** ['wɪntə] зима

Навчальне видання

*Карпюк Оксана Дмитрівна*

## **Англійська мова**

**Підручник для 2 класу  
спеціальних закладів загальної середньої освіти  
(Н 54.1-Н 54.2) (у 2-х частинах, з аудіосупроводом)  
(Частина 2)**

*Рекомендовано Міністерством освіти і науки України*

Англійською та українською мовами

**Видано за рахунок державних коштів.  
Продаж заборонено.**

Редактор *Наталія Батрин, Ігор Миколів*

Художник *Олена Волошинська*

Дизайн і комп'ютерна верстка *Андрій Костишин, Мар'яна Терез*

Підписано до друку 11.11.2019 . Формат 84x108 1/16.

Друк офсетний.

Умовн. друк. арк. 10,08. Обл.-вид. арк. 5,5.

Тираж 1530 прим.

ТзОВ «Видавництво Астон», 46006, м. Тернопіль, вул. Гайова, 8.

Свідоцтво про внесення до Державного реєстру суб'єктів  
видавничої справи ТР № 28 від 9.06.2005 р.