

Оксана Карпюк

З АУДІОСУПРОВОДОМ

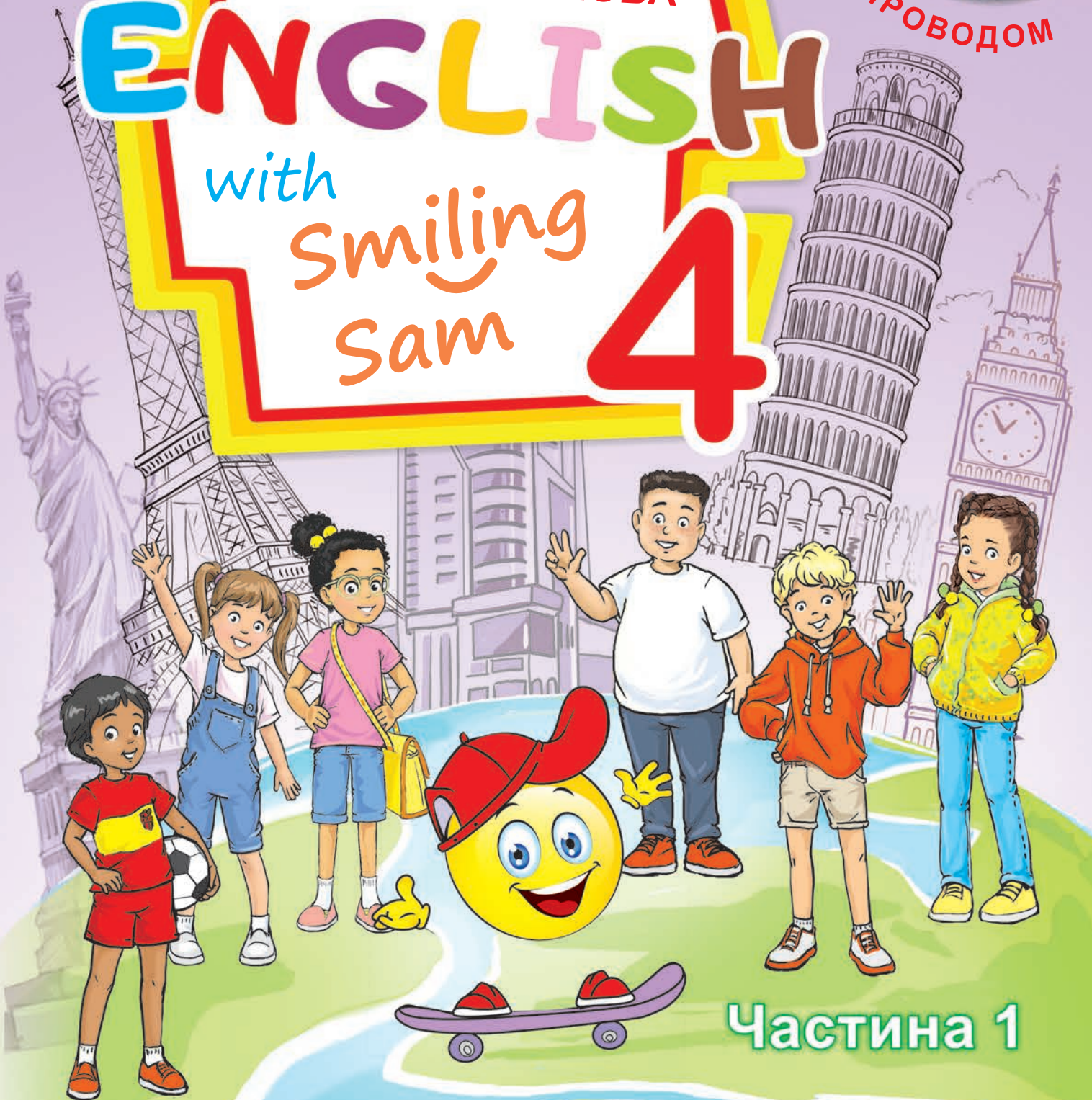


АНГЛІЙСЬКА МОВА

ENGLISH

with Smiling Sam

4



Частина 1

Irregular Verbs (неправильні дієслова)

I	II	III		I	II	III	
be [bi:]	was [wɒz], were [wɜ:]	been [bi:n]	бути	hold [həʊld]	held [held]	held [held]	тримати
begin [bi'gɪn]	began [bi'gæn]	begun [bi'gʌn]	починати(ся)	know [nəʊ]	knew [nju:]	known [nəʊn]	знати
blow [bləʊ]	blew [blu:]	blown [bləʊn]	дути	learn [lɜ:n]	learnt [lɜ:nt]	learnt [lɜ:nt]	учити, дізнаватися
bring [brɪŋ]	brought [brɔ:t]	brought [brɔ:t]	приносити	leave [li:v]	left [left]	left [left]	залишати
buy [baɪ]	bought [bɔ:t]	bought [bɔ:t]	купувати	lose [lu:z]	lost [lɒst]	lost [lɒst]	губити
catch [kæʃ]	caught [kɔ:t]	caught [kɔ:t]	ловити, підхоплювати	make [meɪk]	made [meɪd]	made [meɪd]	виготовляти
choose [tʃu:z]	chose [tʃəʊz]	chosen ['tʃəʊzn]	вибирати	meet [mi:t]	met [met]	met [met]	зустрічати(ся)
come [kʌm]	came [keɪm]	come [kʌm]	приходити	read [ri:d]	read [red]	read [red]	читати
cut [kʌt]	cut [kʌt]	cut [kʌt]	різати	ride [raɪd]	rode [rəʊd]	ridden [rɪdn]	їздити верхи
do [du:]	did [dɪd]	done [dʌn]	робити	run [rʌn]	ran [ræn]	run [rʌn]	бігти
drink [drɪŋk]	drank [dræŋk]	drunk [drʌŋk]	пити	say [seɪ]	said [sed]	said [sed]	сказати, говорити
drive [draɪv]	drove [drəʊv]	driven ['drɪvn]	їхати	see [si:]	saw [sɔ:]	seen [si:n]	бачити
eat [i:t]	ate [et]	eaten ['i:tn]	їсти	sell [sel]	sold [səʊld]	sold [səʊld]	продавати
fall [fɔ:l]	fell [fel]	fallen ['fɔ:lən]	падати	send [send]	sent [sent]	sent [sent]	надсилати
feel [fi:l]	felt [felt]	felt [felt]	відчувати	sing [sɪŋ]	sang [sæŋ]	sung [sʌŋ]	співати
find [faɪnd]	found [faʊnd]	found [faʊnd]	знаходити	swim [swɪm]	swam [swæm]	swum [swʌm]	плавати
fly [flaɪ]	flew [flu:]	flown [fləʊn]	літати	take [teɪk]	took [tʊk]	taken ['teɪkən]	брати
get [get]	got [gɒt]	got [gɒt]	отримувати, ставати	teach [ti:tʃ]	taught [tɔ:t]	taught [tɔ:t]	навчати
give [gɪv]	gave [geɪv]	given ['gɪvn]	давати	throw [θrəʊ]	threw [θru:]	thrown [θrəʊn]	кидати
go [gəʊ]	went [went]	gone [gɒn]	іти, ходити	wear [weə]	wore [wɔ:]	worn [wɔ:n]	носити одяг
hang [hæŋ]	hung [hʌŋ]	hung [hʌŋ]	вішати	win [wɪn]	won [wʌn]	won [wʌn]	вигравати
have [hæv]	had [hæd]	had [hæd]	мати	write [raɪt]	wrote [rəʊt]	written ['rɪtn]	писати

Оксана Карпюк

АНГЛІЙСЬКА МОВА

Підручник для осіб
з особливими освітніми потребами (Н 54.1 – Н 54.2)
4 клас (у 2-х частинах, з аудіосупроводом)
(Частина 1, з аудіосупроводом)

Oksana Karpyuk

ENGLISH

A textbook for persons
with special educational needs (Н 54.1 – Н 54.2)
Year 4 (in two parts, with audio support)
(Part 1, with audio support)

Рекомендовано Міністерством освіти і науки України

Тернопіль
Видавництво Астон
2021

УДК 811.111(075.2)

К26

Рекомендовано Міністерством освіти і науки України
(наказ МОН України від 16.01.2021 № 53)

Видано за рахунок державних коштів.
Продаж заборонено.

Аудіосупровід до цього підручника розміщено:
<https://lib.imzo.gov.ua>

К26 **Карпюк О. Д.**

Англійська мова : підручник для осіб з особливими освітніми потребами (Н 54.1 – Н 54.2) 4 клас (у 2-х частинах, з аудіосупроводом) (частина 1, з аудіосупроводом). – Тернопіль : Видавництво Астон, 2021. – 128 с. : іл.
ISBN 978-966-308-823-5

Підручник розроблено згідно з Державним стандартом початкової освіти на основі авторської концепції позитивної мотивації та креативного іншомовного навчання молодших школярів. Книга містить матеріал, передбачений для 4-го класу типовими програмами Нової української школи в галузі іншомовної освіти.

Діяльнісний підхід та комунікативно-ігрова методика забезпечуються характером завдань підручника з аудіосупроводом та іншими компонентами до нього.

УДК 811.111(075.2)

ISBN 978-966-308-823-5

© О. Д. Карпюк, 2021

© ТзОВ “Видавництво Астон”, 2021

Навчальне видання

Карпюк Оксана Дмитрівна

Англійська мова

Підручник для осіб з особливими освітніми потребами (Н 54.1 – Н 54.2)
4 клас (у 2-х частинах, з аудіосупроводом) (частина 1, з аудіосупроводом)

Рекомендовано Міністерством освіти і науки України
Англійською та українською мовами

Видано за рахунок державних коштів. Продаж заборонено.

Редактор *Богдана Зіник*

Художник *Олена Волошинська*

Дизайн і комп'ютерне верстання *Андрія Костишина*

Формат 84x108 1/16. Умовн. друк. арк. 13,44. Обл.-вид. арк. 8,00.

Тираж 2240 прим. Зам. 3.

ТзОВ “Видавництво Астон”, 46006, м. Тернопіль, вул. Гайова, 8.


Свідоцтво про внесення до Державного реєстру суб'єктів видавничої справи ТР № 28 від 09.06.2005.

Віддруковано згідно з наданим оригінал-макетом у ТОВ “ЗахідноУкраїнська Книжкова Фабрика”,
www.zukf.com.ua

*Hello, dear friends!
Nice to see you again!
I say hello to your mums and pas,
to your brothers and sisters ... to your friends!
How did you spend your summer holidays?
Did you make new friends?
Look! This is your new English textbook.
You can learn English together with your
classmates.
I am always happy to help!
Good luck with your English!
Yours, Smiling Sam*



Hello, I'm Smiling Sam.
Remember me?



УВАГА!

Завдання підручника, позначені цими символами, передбачають письмове виконання учнем в окремому робочому зошиті.

CONTENTS

PAGES	UNIT	STRUCTURES	LANGUAGE IN FOCUS
6-17	Starter 'HELLO AGAIN!'	Listen, read and repeat. Where is Sam from? He is from the USA. What's in the backpack?	
18-51	1 IT'S MY LIFE	She loves board games / skipping. A. always wins the game. Who plays chess? Does he like playing tennis? Are they having breakfast? They are playing games. What are they doing?	Possessives: nouns, pronouns Adverbs of frequency Present Simple / Continuous
52-89	2 MY HOMEPLACE	Where do you live? What's your address? I live at There is a kitchen on the left. Is there a fridge in the kitchen? Do you share your room with your ...? Where is the food shop? It's next to the gallery. My school is in School Street.	There is / There are
90-123	3 LET'S CELEBRATE!	Why do you like it? Because it's very romantic. Will you help me to decorate my room? – Yes, I will. / No, I won't. I need some eggs. Anything else? How much milk do you need? How many lemons have you got? How much is it? How much are they?	Future Simple Countable and uncountable nouns
124	VOCABULARY		

READING & WRITING	LISTENING & SPEAKING
Personal information.	Meeting and greeting people. Introducing friends / classmates. Identifying the names of the countries. Understanding instructions and commands.
Hobbies and collections. Spending time in a theme park. Favourite sports. School events. Reading membership cards. Writing personal information. Writing a friendly e-mail.	Asking and answering about hobbies / clubs / interests. Commenting on actions and game activities. Asking and answering about favourite films / cartoons / characters. Discussing preferences. Listening for information. Sharing information.
At home. My street. My neighbourhood. My town. Reading a description of a house / flat. Reading and writing riddles about furniture. Reading about traditional home in Britain. Writing about a dream room. Reading and writing advertisements. Reading and following instructions.	Asking and answering about the address / flat / house. Listening for information. Asking and answering about some places in the street / town. Finding locations on the map. Listening to and following directions.
Holidays and traditions in Britain and Ukraine. Birthday parties. Reading and writing invitations. Reading and writing birthday cards. Writing a shopping list. Writing informational sentences.	Asking and answering about holidays and traditions. Planning a birthday party. Preparing / Buying a present. Buying food. Listening to and singing songs. Listening for information. Sharing information. Discussing preferences.

HELLO AGAIN!

1



Listen and repeat the chant.



1

LISTEN,



2

READ




3

OR REPEAT.




4

OPEN



5

AND SHUT.



6

CUT, CUT, CUT.



7

TAKE SOME GLUE.



8

STICK, STICK, STICK.

2



Say the chant and mime.




9

SING A SONG.



10

PLAY A TRICK.



11

COPY THE WORDS.



12

DRAW A TREE.



13


ENGLISH IS FUN FOR YOU AND ME.

3



Look and say.

This is me.
My name is
My surname is
I am from
I am ... (years old).
I am a pupil.




1



Read.

His name is Ben.
 His surname is Lee.
 He is from London.
 He is ten.
 He is a pupil.



Look!

Her name is ...

She is ...

His name is ...

He is ...

2



Ask and answer in pairs.

What's ... name?

What's ... surname?

Where's ... from?

How old is ...?

What's ... job?

her
 his
 she
 he

3



Interview your classmate.

What's your ...?

Where are you from?

.....

4



Write about Tina.

Name: Tina

Surname: Green

From: London

Age: 10

Job: a pupil



1



Look, read and say.

What's in
the backpack?

This is Ben's backpack.
What has he got in it?



This is Tina's backpack.
What has she got in it?

He's got a ...

She's got a ...

2



Play the game in pairs.

Choose one of the backpacks.

Look at the picture. Then close your eyes.

Tell your partner what there is in the backpack.

Win¹ a point² for each thing you remember!

How many points have you got?

3



Make word cards for your classroom.

- Make some word cards.
- Write the names of things in your classroom.
- Stick each word card on or near the object³.
- Teach the words to your class.

Point to
the clock,
please.



¹to win – вигравати

²a point – бал, очко

³an object ['ɒbdʒɪkt] – предмет

1



Look, listen and say.



Bob: Hello.

My name is Bob.

Ted: Hello, Bob. I'm Ted.

This is my friend Julie.

Bob: Hello, Julie. Nice to meet you.

Julie: Hi, Bob. Nice to meet you too.

2



Listen, copy and fill in.



Alison: My ... is Alison.

Jane: ..., Alison. ...'m Jane. This is my ... Mark.

Alison: ..., Mark. Nice to ... you.

Mark: ..., Alison. ... to meet you too.

3



Have a talk in three.

A: Hello. My name is

B: Hello, ... I'm ... This is my friend ...

A: Hello, ... Nice to meet you.

C: Hi, ... Nice to meet you too.

4



Introduce your partner to the class.

- Work with a partner. Ask them some questions.
- Write down the answers.
- Introduce your partner to the class.

What's your name? How do you spell your name?

How old are you? What colours do you like?

Have you got any brothers or sisters?

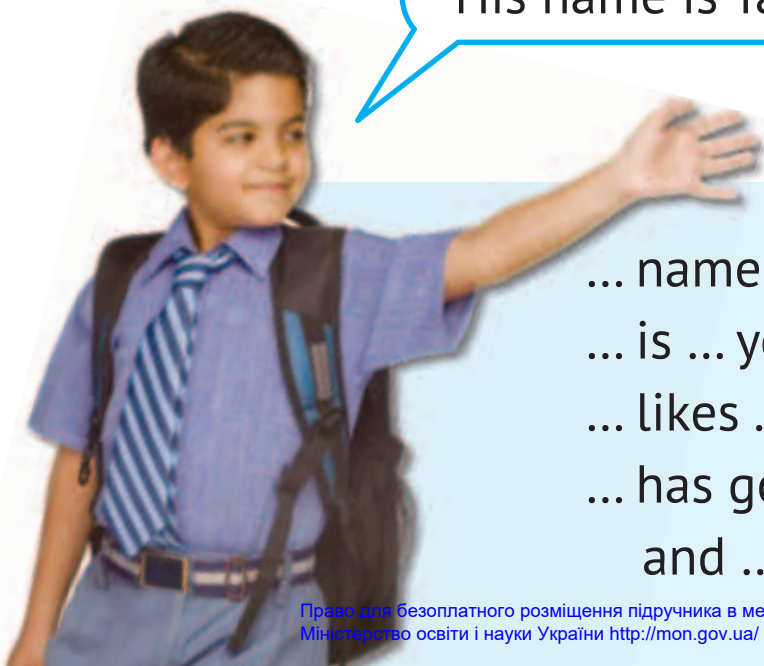
His name is Taras.

... name is ...

... is ... years old.

... likes ... and ... (*colours*).

... has got ... brothers
and ... sisters.



1



Listen and repeat the names of the countries.

THE USA

Sam



Meet friends around the world.

UKRAINE

Oksana



SPAIN

Carlos




FRANCE

Marie



THE UK

Elliot



ITALY

Bruno

THE NETHERLANDS

Kyra



GERMANY

Helga

2



Look and say where the children are from.

Sam is from the USA.

3



Read and role-play.

Imagine¹ you are meeting a new friend.

Choose one of the children and make a name card.

Tell your partner about your new friend.

Name:

Age:

Country:

Likes:



4



Role-play in pairs.

Imagine your partner is your new friend from another country.

Make up a talk.

Hi! What's your name?

What's your favourite ...?

Do you like ...?

Where are you from?

Let's play!

¹to imagine – уявляти

IT'S MY LIFE

1



Listen and say if the sentences are true or false.

(See the audio script on flyleaf #2, Part II.)

It's true.

It's false.

- 1 Rosie's favourite toy is a doll.
- 2 Steve's favourite sport is football.
- 3 Dorian's favourite toy is a computer game.
- 4 Ann's favourite comic is *Tom and Jerry*.
- 5 Martin's favourite toy is a helicopter.

2



Listen again and match.




a



c



d



b




e



Rosie



Dorian



Steve



Ann



Martin

3



Ask two classmates about their favourites.
Copy and fill in the table.

What's your favourite toy
(colour, sport, computer game ...)?

Name	Toy	Colour	Sport	Computer Game

4



Write about your favourites.

My favourite

Look!



We like games. **Our** favourite game is chess.

They play computer games.

Their computer games are new.

we → our

they → their

1



Listen, read and name the kids' favourite games.

Sashko and Vania are from Ukraine. Their favourite game is chess. Chess is a board game.



Arturo and Paula are from Italy. They like playing a computer game about SpongeBob. SpongeBob is a cartoon hero. He lives in the sea. Arturo always wins the game.



Wanda is from the USA.
 She loves skipping.
 Here's her favourite skipping chant:
Teddy bear, teddy bear, touch your nose,
Teddy bear, teddy bear, touch your toes.
Teddy bear, teddy bear, touch the ground.
Teddy bear, teddy bear, turn around.

Greg, Kim and Helen are from England.
 Their favourite game is *Snakes and Ladders*. Snakes and Ladders started from an old Indian board game. Players move their counters¹ up the ladders and down the snakes.



2



Ask and answer in pairs.

- 1 Who loves skipping?
- 2 Where does SpongeBob live?
- 3 Who plays chess?
- 4 What is Greg, Kim and Helen's favourite game?

¹a counter ['kaʊntə] – фішка

3



Tell the class about your favourite game.

My favourite game is ...
It is about ...
Players ...



4



Copy and fill in 'their' or 'our'.

- 1 My friends like sport. ... favourite sport is football.
- 2 We're in Year Four. ... teacher is a woman.
- 3 There are 36 pupils in Bill and Nick's classroom. ...
classroom is big.
- 4 We go to Winding School. ... school is old.


 Look!

- **Do you listen** to music every afternoon?
– Yes, I **do**.
- **Do you play** computer games in the morning?
– No, I **don't**.

do not = don't

1


 a) Look at the words
and say what they mean.

ALWAYS

USUALLY

NEVER

SOMETIMES

OFTEN


 b) Complete the sentences
about you.

I always ... in the morning.

I usually ... in the afternoon.

 I often ... before¹ school.

 I sometimes ... after² school.

I never ... in the evening.

¹before [bɪ'fɔː] – до

²after ['ɑːftə] – після



Ask and answer in pairs.

- 1 Do you always have breakfast?
- 2 Do you wash your face in the morning?
- 3 Do you always wake up early¹?
- 4 Do you play computer games after school?
- 5 Do you sometimes forget² your homework?
- 6 Do you sometimes help your mum in the kitchen?
- 7 Do you study every day?
- 8 Do you watch TV every day?

3



Read and say which sentences are true for you.

- 1 I play volleyball.
- 2 I don't like mornings.
- 3 I don't listen to rap music.
- 4 I help in the kitchen.
- 5 I don't read books about magic.
- 6 I watch videos every Saturday.
- 7 I don't play computer games.
- 8 I like English.

¹early ['z:li] – рано

²to forget [fə'get] – забувати

4



**Listen to your classmates.
Fill in their names.**

- 1 ... plays volleyball.
- 2 ... doesn't like mornings.
- 3 ... doesn't listen to rap music.
- 4 ... helps in the kitchen.
- 5 ... doesn't read books about magic.
- 6 ... watches videos every Saturday.
- 7 ... doesn't play computer games.
- 8 ... likes English.

5



Listen and sing.

Saturday is fun.
Saturday is great.
I'm never tired¹.
I get up very late².
Saturday, Saturday ...
Sunday is super.
Sunday is cool.
I don't do my homework.
I don't go to school.
Sunday, Sunday ...



Saturday and Sunday
Are my favourite days.
All I ever do
Is watch TV and play.
Saturday, Sunday ...


¹to be tired ['taɪəd] – бути втомленим

²late [leɪt] – пізно

Look!

Does he **like** playing tennis?Does she **read** books?Yes, he **does**.No, she **doesn't**.**does not = doesn't**

1



Look at the table.

Ask and answer in pairs.

NAME	LIKES	DISLIKES
Ron	hockey	painting
Tom & Bob	stamps	skating
Mary & Vira	books	riding bikes
Linda	dolls	cars
Paul	sledging	books

Example:

A: Does Ron like hockey?

B: Yes, he does.

A: Does he like painting?

B: No, he doesn't.




2



Copy the table.
Ask and answer in pairs.

	Yes	No
1 Do you wake up early on Sunday?		
2 Do you have a big breakfast?		
3 Do you read books about magic?		
4 Do you watch films on TV?		
5 Do you do your homework after school?		
6 Do you visit your friends?		
7 Do you go to <i>McDonald's</i> ?		
8 Do you play computer games every day?		

3



Write a report about your classmate.




Mark doesn't wake up early on Sunday.
He has a big breakfast ...

1



Match the names of the clubs to their pictures.

- 1 chess club
- 2 karate club
- 3 fitness club
- 4 basketball club
- 5 computer club
- 6 table tennis club
- 7 yoga club
- 8 tennis club
- 9 drama club



2



Look at the membership¹ cards. Then say.

CHESS CLUB	
NAME	Fay Lee
AGE	38

Fay is 38. He goes to the chess club. He is good at playing chess.

¹membership ['membəʃɪp] – членство

DRAMA CLUB

NAME *Jane Wells*AGE *62*

YOGA CLUB

NAME *Sally Red*AGE *40*

TENNIS CLUB

NAME *Alison Lewis*AGE *33*


COMPUTER CLUB

NAME *John Black*AGE *38*

3

**Tell the class about your friends' hobbies.**

4

**Do your project.**

- Write about you and your family's hobbies.
- Draw a picture or stick a photo.
- Make a poster.

*This is me. My name is**I'm ... (years old).**This is my dad / mum etc.**He / She is good at ...*



Listen and read.

be fond of I'm fond of dancing.

Ted is fond of sport. We are fond of painting.

join a club I am fond of music and I am going to join the Music Club. Do you want to join the Sports Club?

different different places, different jobs. There are different clubs in our school. They are Dancing Club, Drama Club and Music Club.

be interested in Ann is interested in nature studies. She knows a lot about animals and plants. Ann isn't interested in sport. What are you interested in?



Look. Then listen and say.



Teacher: Let's have a talk about your hobbies.

Sam: Hobbies?

Teacher: Hobby is what you like doing.

* * *

Teacher: Look, children! There are different clubs at our school this year: dancing, painting, history ...

Ann: Can I join the Dancing Club?

Teacher: Yes, of course. What is your hobby, Pam?

Pam: I am fond of painting.

Teacher: Great! And what about you, Tom?

Tom: I am interested in history.

3



Act out.

4



Match and say.

- 1 I go to the Dancing Club.
- 2 I am interested in maths.
- 3 I don't usually watch football matches.
- 4 Skating is my favourite sport.

a

I like doing sums.

b

I don't like football.

c

I'm good at dancing.

d

I am good at skating.

1



Listen, point and repeat.

badge



coin



stamp



Italy – Italian



Canada – Canadian



Germany – German



France – French

2



Look. Then listen and say.



Speaker: Good afternoon! This is *School News Programme*. Today we've got a School Hobby Fair. Children from different classes present their collections. This is Mary Woodcraft. She collects dolls. Tell us about your collection, Mary.

Mary: Well, here is my collection. There are dolls from different countries in it. I've got one English doll, two German, one Ukrainian, one Canadian, and three French dolls. My favourite is the Italian doll.

Speaker: Oh, your Italian doll is really very beautiful!

3



Listen and read.

- invitation, collection, nation, nationality
- glass, class, fast
- fridge, porridge, badge
- hare, chair, hair, fair
- me, these, scene, Pete, theme

to collect – a collector
to act – an actor

to collect to collect dolls, to collect coins, to collect stamps. My friend collects badges. I collect stickers. What do you collect?

collection a collection of dolls, a collection of masks. I have got a big collection of postcards. Have you got any collection?

collector a good collector, collectors from different countries. Ann is not a good collector: her collection is small. Is Bob a coin collector?

theme the theme of the lesson, the theme of the collection. What is the theme of Mary's stamp collection?

to present to present a project, to present a collection. The collectors present their collections on different themes today.

fair Art Fair, Flowers and Vegetables Fair. This year the Handicraft Fair is in the hall of our school. Children are going to perform their works at the fair.

4



Play the guessing game.



A: **Have** you **got** a collection of ...?

B: Yes, I have. / No, I haven't.

A: **Are** you **fond of** collecting ...?

B: Yes, I am. / No, I am not.

A: **Do** you **collect** ...?

B: Yes, I do. / No, I don't.

A: **Are** you a ... collector?

B: Yes, I am. / No, I am not.

A: **Are** you **interested in** collecting ...?

B: Yes, I am. / No, I am not.



Look!



I **am** playing a game.
He **is** reading a book.
She **is** dancing.

You **are** singing.
We **are** clapping.
They **are** jumping.

1



Look. Then listen and say.



Kate: Hello, guys! Are you playing *Snakes and Ladders*?

Vicky: Yes, we are. We're climbing up the ladders and moving down the snakes. It's a great game!

Kate: Can I play the game, too?

Bill: Not now, Kate. I'm clicking on the snake and ... here we go!

Vicky: Are we walking in the park?

Bill: No, we are not. We are walking in the jungle!

Vicky, be careful!



2



Ask and answer in pairs.

- 1 Are Vicky and Bill playing *Snakes and Ladders*?
- 2 Are they moving down the ladders?
- 3 Is Kate watching TV?
- 4 Are Vicky and Bill walking in the park now?
- 5 Is Kate walking in the jungle?

Look!



Am I walking in the jungle? – **Yes, I am.**
– **No, I am not.**

I am not walking in the jungle now.

Is he / she playing a computer game? – **Yes, he / she is.**
– **No, he / she is not.**

He / She **isn't playing** a computer game now.

Are they playing football? – **Yes, they are.**
– **No, they aren't.**

They **are not playing** football.

are not = aren't

1



Play the mime game.

play in the snow, play tennis,
listen to music, have breakfast,
play a computer game, do sums,
go to bed, do homework, ski



– Are you dancing?
– No, I am not.
– Are you skating?
– Yes, I am!

2



Listen and sing.

I'm singing. I'm singing,
Singing like a star.

I'm playing. I'm playing,
Playing the guitar.

I'm dancing. I'm dancing,
Dancing to rock and roll.

I'm playing. I'm playing,
Playing basketball.

I'm clapping. I'm clapping,
Clapping: clap, clap, clap.

I'm snapping. I'm snapping,
Snapping: snap, snap, snap.



3



**Act out the talk from task 1
on pages 35, 36 in three.**

Look!



- What is Bill doing?** – He **is cleaning** his room.
What is Kate doing? – She **is making** a cake.
What are you doing? – I **am watching** TV.
What are they doing? – They **are playing** games.

1



Look. Then listen and say.

Nick: Hi, Bill!

What are
you doing?

Bill: I'm watching
a film.

Nick: What is it
about?

Bill: It's about
four children: Lucy, Edmund, Susan and Peter.
They are brothers and sisters.

Nick: What is this girl doing?

Bill: She is opening a magic wardrobe and walking
into Narnia. It is a magic country with magic
animals.



Nick: And who is that lion?

Bill: That's the King of Narnia,
Aslan.

Nick: And who is this woman?

Bill: This is the White Witch.
She is beautiful,
but she is bad.

Nick: Can the children help
the animals?

Bill: Let's watch the film!

**2****Act out in pairs.**

1



Complete the rap below
with the lines (a–e).

a Yes, she is Cinderella.

b Is he a prince?

c I am flying on a broom.

d But what are they doing in a lorry?

e Are you looking for the treasure?

Are you a witch? Are you flying on a broom?

Yes, I am a witch. c

Meet me in the spooky¹ room.

Is she Cinderella? Is she running from the ball?

..... She is running from the ball.

She lost her shoe somewhere² in the hall.



..... Is he looking for the shoe?

Yes, he is a prince. He is looking for the shoe.

Don't worry, Cinderella, he will marry³ you.



¹ spooky – моторошний

³to marry – одружуватися

²somewhere – десь



Are you pirates?

Yes, we are pirates. We are looking for the treasure¹. Money, jewels² – what a pleasure!

Are they dwarfs? Are they reading a story? Yes, they are dwarfs. They are reading a story.



2



Listen to the rap above and check.

3



Ask and answer about the text in task 1.

for pupil A

Are
Is

you
she
he
we
they


looking for the shoe?
flying on a broom?
looking for the treasure?
reading a story?
running from the ball?

¹treasure ['treɪzə] – скарб

²a jewel ['dʒu:əl] – коштовність

for pupil B

Yes,	I		looking for the treasure.
	she	am	reading a story.
	he	is	flying on a broom.
	we	are	running from the ball.
	they		looking for the shoe.



**Listen, mime
and sing.**

I am playing a team game.
I am watching my TV.
I am acting in a school show.
I am climbing a green tree.



Lots of things
I do and act,
Have and make,
Read and take...
So many things
I watch and see.
They are all
Good for me!



STORY TIME

1



Listen, point and repeat.



pirate



ghost



dinosaur



ride a roller
coaster



drive
a bumper car




desert
island

2



Look at the picture and listen.
Then read.




In Magicland

Everybody is having a good time in Magicland. Some boys are riding a dinosaur. Two girls are driving a bumper car. Look at Uncle Phil and Ronnie!

They are riding a roller coaster. It is so exciting! But Ronnie is not having fun at all! He looks so scared.

Look at Jessica! She is shaking hands¹ with Snow White. And Susan? She is taking a photo of them. Look at Greg and Luke! They are on a pirate ship. They are going to the desert island. There is treasure hidden there. And look at Elliot! He is in front of the horror house. He is talking to a ghost. Maybe the ghost is telling him a spooky story ...

3**Ask and answer in pairs.**

- 1 Are Uncle Phil and Ronnie riding a roller coaster now?
- 2 Is Jessica shaking hands with Snow White now?
- 3 Is Susan drinking lemonade now?
- 4 Is Elliot singing with a witch now?
- 5 Are Greg and Luke looking for the treasure now?

¹to shake hands – тиснути руку

4



Read and play the mime game.

Imagine your class is in *Magicland*. You are a reporter. Copy each sentence below and write the names of your classmates in each line. Read the sentences, your classmates should mime the action they hear.

- a) ... is eating an ice cream.
- b) ... is dancing with a pirate.
- c) ... and ... are looking for the treasure.
- d) ... is drinking lemonade.
- e) ... and ... are singing with a witch.
- f) ... is driving a bumper car.
- g) ... and ... are riding a roller coaster.
- h) ... is going to a desert island.
- i) ... is shaking hands with a ghost.
- j) ... and ... are riding dinosaurs.
- k) ... is taking photos.

REVISION

1



Interview your classmate.

- 1 Where are you from?
- 2 What do you like doing?
- 3 What are you good at?
- 4 What are you fond of?
- 5 Who / What is your favourite sportsman / team?
- 6 Are you interested in collecting?
If yes (якщо так), what do you collect?



2



a) Tell the class about what you do after school.

I always ... I often ... I sometimes ... I never ...

b) Listen to your classmates.

c) Speak about one of your classmates.


3



Match. Then ask and answer in pairs.

- | | | |
|-----------------------------|--------------------------|-----------------------|
| 1 Are you fond | <input type="checkbox"/> | of badges? |
| 2 Is he good | <input type="checkbox"/> | in maths? |
| 3 Have you got a collection | <input type="checkbox"/> | at swimming? |
| 4 Is he interested | <input type="checkbox"/> | collector? |
| 5 Is she a good | <input type="checkbox"/> | of collecting stamps? |

4



Imagine you are on a desert island now. Write out the true sentences.

- I'm watching TV.
- I'm looking for the treasure.
- I'm fishing.
- I'm driving a bumper car.
- I'm not watching TV.
- I'm not looking for the treasure.
- I'm not fishing.
- I'm not driving a bumper car.

5



Read and name the sports English boys and girls do.

SOME THINGS THE ENGLISH ARE FOND OF

The English are a sports nation. Lots of English people do different sports and are fond of playing sports games. You know that English boys like playing football and hockey.

But do you know what games English girls like to play? In England girls usually play netball. They play hockey, too!



Many schools have got their sports teams.

There are different clubs for boys and girls in England. Parents often go to their children's schools to see their children's work. Some of the schools have fairs. Pupils perform their art or project works there. Many schools perform concerts and plays at the end of the school year.

6




Say if the sentences are true or false.



Number 1.
False.
No, they don't.

- 1 English girls like playing football.
- 2 The English are a sports nation.
- 3 English boys like playing football and hockey.
- 4 English girls don't play netball.
- 5 Parents don't go to their children's schools.
- 6 Parents perform their art or project works at fairs.
- 7 Many schools have got their sports teams.
- 8 Many schools perform concerts and plays.

7



Have a talk about your favourite sports and games in pairs.

Into Your Portfolio

1



Read the e-mail. Help Linda to write her answer.

Dear Linda,
I'm OK. And how are you?
I still collect little teddy bears.
I keep them in a big box under my bed. I sometimes ride a bike. I go to music school and play the guitar. But I don't like it much. I want to join our dancing club at school. What do you usually do after school? Have you got a hobby?

Love, Tetianka



2



Do a survey. Write and present your report.

My name is Ron.

I am fond of reading.

My classmates have got different hobbies.

Steve likes doing sport. Rose is interested in collecting dolls. Bob's hobby is playing computer games. Nancy is fond of music.

Tom is fond of music, too.

MY HOMEPLACE

1



Listen and read.

My home is
in London.

What is
London?

It is a big
city. I live
at 10 Green
Street. My



street is very nice. There are not many cars in my street. I live in a house. My house is blue and it is not very big. The front door is red. The rooms in my house are small. My room is small, too. It is always messy, but I like it.

2



Ask and answer in pairs.

- 1 Where is Vicky's home?
- 2 What colour is Vicky's house?
- 3 What colour is the front door?
- 4 Is Vicky's house very big?
- 5 Is Vicky's room big or small?



city



town

Look!

Vicky lives at 10 Green Street.

the address = number + name of the street

3



Have a talk.

A: Where do you live?

B: I live in a small town (big city/village).

A: What's your address?

B: I live at ...

4



Say where your partner lives.

Then write where you live.

... lives in ...

I live in a ...

He/She lives at ... Street.

I live at ... Street.



Listen, point and repeat.



balcony



flat



block of flats



yard



flowerbed



behind



upstairs

downstairs



Look!

There is a kitten in the house.

There is a bed in the bedroom.

2



Look and read.

OUR HOUSE

This is our house. It is big. We have got a balcony.

There is a green garden behind the house.

We like to walk in it. There is a small yard in front

of our house. There is a nice flowerbed on the left side of the house. There is a garage on the right. We have got our car in it. We like our house.



3



Choose and complete.

- 1 This is our a) house b) flat
- 2 We have got a a) car in our garden
b) balcony in our house
- 3 There is a garden a) in front of the house
b) behind the house
- 4 There is a flowerbed a) on the left b) on the right
- 5 There is a garage a) in the yard b) on the right

4



Tell the class about your house / flat.

There is a ... in my house / flat.

kitchen

toilet

bathroom

living room

balcony

bedroom



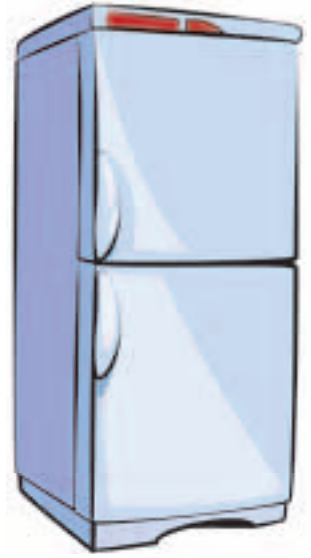
Listen, point and repeat.



cupboard




gas cooker



fridge



dining room



dishwasher



washing machine



washbasin

2



Read and guess.

- 1 You cook on it.
- 2 You wash your clothes in it.
- 3 You put your food into it.
- 4 You wash your face and hands in it.
- 5 You put your cups and plates into it.
- 6 You eat in this room.

3



Write two riddles for your classmates.

It is a room. It starts with the letter ...

It is in the ... It starts with the letter ...

Look!



There are four chairs in the kitchen.

There are two beds in my bedroom.

4



Complete the sentences about your home.

There is a ... and there are ... in my sitting room.

There is a ... and there are ... in my kitchen.

... .. in my bathroom.

... .. in my bedroom.

Look!



Is there a fridge in the kitchen?

Yes, **there is.** / No, **there isn't.**

Are there posters on the wall?

Yes, **there are.** / No, **there aren't.**

1



Listen, point and repeat.



mirror



bunk beds



wardrobe



curtains

2




Look, listen and say what room you can't see in the picture on page 59.

3



Read about the house.

- a) My house is big. There are four rooms downstairs – a hall, a sitting room, a dining room and a kitchen. There are two bedrooms and a bathroom upstairs on the first floor. Father and I have got a special room there. Mother calls it the *Shock Room*. There is a big black wardrobe there, two old desks and a big old toy box, and there are a lot of posters on the wall. That's my favourite room.



b) In the sitting room there is an orange sofa and two chairs. There is a TV set on the cupboard. There is a big green carpet on the floor. There are two pictures on the wall. There is a big brown table and six chairs in the dining room. There is an old cupboard there, too. There is a clock on the wall. There is a cooker, a fridge and a sink¹ in the kitchen. We've got a dishwasher, too. There is a small table under the window and there are some cupboards on the wall.

4



Ask and answer in pairs.

- 1 Are there four chairs in the dining room?
- 2 Are there two chairs in the sitting room?
- 3 Is there a big table in the kitchen?
- 4 Are there two desks in the *Shock Room*?
- 5 Is there a hall downstairs?

5




**Copy at least three questions from task 4.
Write the answers.**

¹a sink – раковина

6

**Read and say.**

This is Janet.
She is from England.
She wants to know
about your flat / house.
Tell her about it.



7

**Play the guessing game.**

A: Is there ... in your bathroom?

B: Yes, there is. / No, there isn't.

A: Are there ...?

B: ...





Listen and sing.

I have got a house
And a pretty yard.
You can see a mouse,
A kitten and dog Bard.

I've got a big bedroom
With two beds in it,
And one red armchair
In which I can sit.

I have got a kitchen
Where I can cook.
And there are two fridges
Where I keep food.

Do you like my garden
And the flowerbed?
Welcome to my house –
I'll be very glad!



Ask and answer in pairs.

- Is there a garage in the house?
- Is there a garden behind the house?
- Are there any pets in the house?
- Is there a fridge in the kitchen?
- Are there birds in the house?
- Is there a blue armchair in the yard?

3



Listen, point and repeat.



in the middle (of)



in the corner



between


4



Listen and read. Then draw.

I like my kitchen. The walls are pink. There is a fridge on the left and a cupboard on the right. There is a sink in the corner. There is a gas cooker between the sink and the cupboard. There is a table and there are four stools¹ in the middle of the kitchen.

5



Complete the sentences.

In my living room there is a ..., there is a ... and there are ... In my kitchen ... In my bathroom ... In my bedroom ... My favourite room is ... because there ... in it.

¹a stool [stu:l] – табуретка

Is your room small? Is it tidy?
Do you share it with your brother / sister?



1



**Listen about other children's rooms
and compare them with your room.**


(See the audio script on flyleaf #2, Part II.)



Pam



David



Mia



Dario



2



Ask and answer in pairs.

- 1 Is Dario's room tidy?
- 2 Is there a sofa in Pam's room?
- 3 Is there a wardrobe in David's room?
- 4 Are there many dolls in Mia's room?
- 5 Are there any dolls in Pam's room?
- 6 Are there curtains in Mia's room?

3



Say if the sentences are true or false.

- 1 There is a wardrobe in Pam's room.
- 2 There is just one book on Dario's shelf.
- 3 There is a carpet in Mia's room.
- 4 There is a desk in David's room.
- 5 There are a lot of CDs in Dario's room.
- 6 There are a lot of drawings in David's room.


4



Complete.

My room is smaller than ...
 My room is lighter than ...
 The carpet in my room is ...

Look!



big – bigger
 small – smaller
 long – longer
 short – shorter

Look!



My room is **smaller than** my brother's room.
 My flat is **bigger than** my friend's flat.
 This kitchen is **darker than** that one.
 The pink carpet is **softer than** the green one.
 My sister's room is **lighter than** my room.

5



Play the game.

- 1 Draw a picture of a room.
Don't show it to your partner.
- 2 Describe the room to your partner,
for example:

There is a table on the right.

- 3 He / She must draw a picture
of that room, too.
- 4 Compare the pictures.



1



Listen and read.

restaurant to eat in a restaurant. Let's have dinner in a restaurant. My uncle usually has dinner in a restaurant. They cook well in this restaurant.

bakery to go to the bakery. We usually buy bread at the bakery. There are many kinds of bread in the bakery.

greengrocery to buy lemons at the greengrocery. In this greengrocery you can buy many vegetables and fruit.

neighbour to have nice neighbours. He is our nearest neighbour: he lives next door. I like my neighbours because they are friendly people.





2

Look, listen and read.

IN MY STREET


I am Ian. Let me tell you about my street. It is not very long. There are some shops in the street and a lot of trees.

There is a baker's shop with fresh bread and a greengrocer's with fresh fruit and vegetables. I go to the supermarket every day. It is next to my house.

It is not a busy street so we ride our bikes there. There are no tall buildings there, just family houses and small blocks of flats.

I have nice neighbours. I love my street very much.

3



Ask and answer in pairs.

- 1 Is Ian's street busy?
- 2 Are there any shops there?
- 3 Where is the supermarket?
- 4 Are there any tall buildings there?
- 5 Ian likes his street. Why?

1



Listen, point and repeat.



gallery



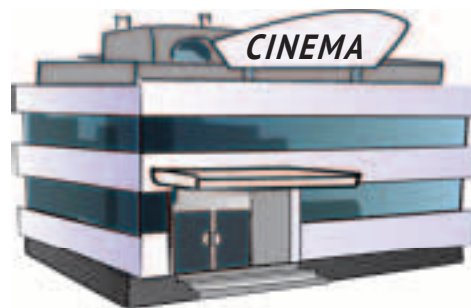
theatre



circus



museum



cinema

2



Look. Then listen and say.

Vicky: Bill, meet Peter. He is my cousin from York.

Bill: Hi, Peter!

Peter: Hello, Bill!

Vicky: Peter wants to have a walk round the city.

Peter: Is there a museum near here?





Bill: No, there isn't.
But there is a nice circus in the street.

Peter: Really? Are there any animals in the circus?

Bill: Yes, of course.

Peter: Great! Can we go there?


Bill: Sure.

3



Act out in three.

4



Ask and answer in pairs.

restaurant

supermarket

gallery

theatre

cinema

bakery

greengrocery

circus

Is there a ... in the town?

Yes, there is. /
No, there isn't.

1




Listen, point and repeat.



bus stop



post office



bank



police station



opposite

2



Look. Then listen and say.

Vicky: Look, Peter. This is my street.

Peter: It's very long. Where is the food shop?

Vicky: It's next to the gallery.

Peter: And where is the gallery?





Vicky: The gallery is down the street.

Peter: What is this beautiful building in front of us?

Vicky: It's a restaurant.

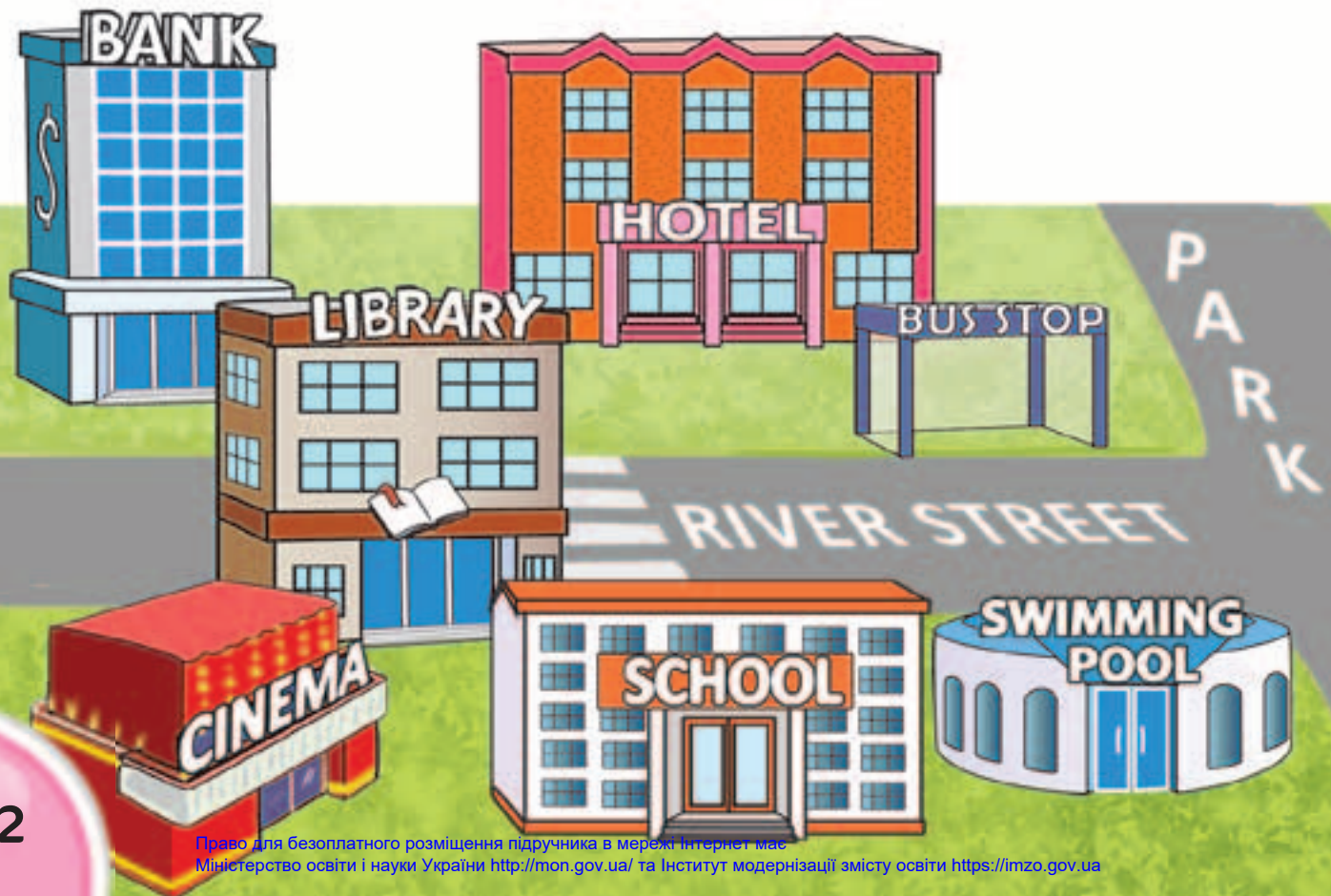
Peter: Is there a theatre in the street?

Vicky: No, there isn't. But there are two cinemas down the street.

3



Act out in pairs.



4



Look at the map below.
Fill in the words from the box.

- 1 The museum is between the post office and the police station.
- 2 The school is ... the library.
- 3 The post office is ... of Park Street and River Street.
- 4 The circus is ... of the theatre.
- 5 The school is ... the cinema and the swimming pool.
- 6 The hospital is ... to the post office.
- 7 The bank is ... the library ... of the bus stop.

between
behind
next
on the left
on the right
opposite
at the corner



5



Look at the map. Complete.



This is my home town. My school is opposite the My mum works at the theatre. It is between the ... and the school. My dad is a cook. He works in ... Street. My favourite place is the cinema. It is at the corner of ... Street and School Street. In my home town there is also a big museum. It is between the ... and the I like my home town very much.



School Street



Lake Street



Museum Street

Museum Street



School Street



Lake Street



1



Listen, point and repeat.



bridge



double-decker



underground



statue



castle



fountain

2



Look and listen. Then read.

LONDON

London is a big city. It's in England. There is a river in London. It's called the Thames.

There are a lot of bridges over the Thames. The Tower Bridge is very old and very famous.



The Thames



The Tower Bridge



The London Underground



London's taxi

double-decker



There is a big park in London. It's called Hyde Park. You can do a lot of things there. You can walk, run, ride a bike or ride a horse.

There are a lot of old buildings and museums in London. The British Museum is very famous.

There are a lot of cars and buses in the streets of London. London's taxis are black and London's buses are red. What are these big buses called? Double-deckers, of course. There are also trains that go under the streets. This place is called the Underground. The trains there are very fast.

Hyde Park



3

**Complete.**

- 1 London is a big c...
- 2 The Thames is a r...
- 3 The Tower B... is old and famous.
- 4 In Hyde P... you can do a lot of things.
You can run, walk, ride a b... or ride a h...
- 5 The place where t... go under the streets
is called the U...

4

**Listen and sing.****The Song of People***(after Lois Lenski)*

Sing a song of people
Walking fast or slow;
People in the city,
Up and down they go.
People going shopping,
People on the bus;
People passing, passing,
Next to and in front of us.
People on the metro,
Underneath¹ the ground;
People driving taxis
Round and round and round ...

Sing a song of people
Who like to come and go;
Sing of city people
You see but never know!
You see but never know ...



¹underneath [ˌʌndəˈniːθ] – під (чимось)

STORY TIME

1



Look, point and read.



neighbourhood



skyscraper



surgery

2



Look and listen.

Then read and say where Oscar is.



Melanie, Lolly and Jasmine are a team. The team's looking for a missing pet, Lolly's cat Oscar. Of course, the boys are helping, too. Only David is not helping. He is at home because he is ill.



They are looking everywhere: in the park, behind the church ... But they can't find Oscar. They have got a lot of pictures of Oscar with Lolly's telephone number.

“We can put the pictures on our school and the skyscrapers. And you boys can put the pictures on the post office and on the family houses,” says Melanie.



“OK, master!” Luka is laughing.

“Stop kidding! This is serious.”

Lolly is sad. “I must find Oscar. I'm sure he's hungry, thirsty and scared.”

“Don't worry, Lolly! He is now the most popular cat in our neighbourhood. Everybody is looking for him.”

“I'm sure we can find Oscar,” says Jasmine.

And now, there are pictures of Oscar all over the neighbourhood. On the school door, on the surgery door, at the shop ... even¹ at the police station.



They are all tired. It's late and they are going home now.


Lolly is in her room. She is really worried.

“Oh, Oscar ... where are you? Are you really lost?”



“Miaow ...” she can hear. And there he is, in Lolly's bed.

“Oscar! You've been in my bed all this time.




You naughty¹ cat!”
Lolly is not worried
any more.

She is only a little
angry. And Oscar?

Look at him. He is
sleeping like a baby.



3



Ask and answer in pairs.

1 Who is Oscar?

2 Who is sad? Why?

3 Who is hungry
and thirsty?


4 Why isn't David helping?

5 Who is worried?

6 Who is tired?

7 Why is Lolly angry?

4



Talk about Oscar's adventure².

Complete on your own.

The boys are Only David He is The boys and
the girls have got a lot of There is Lolly's The
pictures of Oscar are Lolly is really But Oscar is
hiding He is sleeping like And now Lolly is

¹naughty ['nɔ:ti] – неслухняний

²an adventure [əd'ventʃə] – пригода

REVISION

1



Listen and say if the sentences are true or false.


(See the audio script on flyleaf #2, Part II.)

False. She isn't four. She is five.

- 1 Sandy is four.
- 2 Sandy is fond of playing with dolls.
- 3 Sandy has got a new toy car for her doll.
- 4 There isn't a table in the doll's kitchen.
- 5 There is some toy food in the fridge.
- 6 There is some meat and fish for dinner.
- 7 There isn't any soup and it is a big problem.
- 8 Sandy can cook some soup on the cooker.
- 9 Sandy likes her new toy kitchen very much.



2



Ask and answer about your house / flat.

A: Have you got a house / flat?

B: Yes, I have. / No, I have not.

A: Is there ... in your house / flat?

B: Yes, there is. /
No, there isn't.

A: Are there ...?

B: Yes, there are. /
No, there are not.



3



Write out the sentences which are true for you.

- 1 I live in a flat. / I live in a house.
- 2 I share my room with my brother (sister). / I am alone in my room.
- 3 My room is tidy. / My room is not very tidy.
- 4 My mum gets upset when she sees my room. / My mum never gets upset about my room.
- 5 I tidy up my room every week. / I tidy up my room only when my mum tells me to.

4



Write about your bathroom.

5



Read. Then match.

People in Britain live in different places – in cities, towns or villages. Cities have many people and many tall buildings where people work or live. In towns there are not as many people as in cities. And there are not so many tall buildings. People live in houses or blocks of flats. There aren't so many people in villages. And there are no tall buildings at all.

Gardening is the most favourite hobby in Britain. The British plant different beautiful trees and flowers in their gardens near their houses. That's why they are very beautiful and colourful, especially in spring.

People are very friendly and helpful in their neighbourhoods. They love each other and are always ready to help.

 city

 town

 village


a



b



c

6



Make up sentences.

lollipop



A toy shop

A pet shop

A sweet shop

A park

A supermarket

A greengrocery

A bakery

is a place
where you
can

buy lollipops.

play.

buy bread.

get a pet.

buy fruit and vegetables.

buy toys.

go shopping.

7



**Look at the map on page 86.
Read and guess.**

- 1 It is between the bank and the post office. It is the ...
- 2 It is opposite the bus stop. It is the ...
- 3 It is behind the museum. It is the ...
- 4 It is next to the sweet shop. It is the ...
- 5 It is in front of the restaurant. It is the ...
- 6 It is behind the theatre. It is the ...
- 7 It is opposite the post office. It is the ...



8



Listen and point to the right places in the picture.

(See the audio script on flyleaf #2, Part II.)

9



Match to make up true sentences.

- | | |
|-------------------------|---|
| 1 Nick's house is ... | a) opposite Nick's house. |
| 2 The bakery is ... | b) on the left side of the pet shop. |
| 3 The pet shop is ... | c) on the right side of the pet shop. |
| 4 The sweet shop is ... | d) between the video rental and the bakery. |
| 5 The toy shop is ... | e) next to the supermarket. |

10



Ask and answer in pairs.

A: Is there a school in Park Street?

B: Yes, there is. / No, there isn't.

A: Where is the ...?

B: It is ...



Into Your Portfolio

1



Read the advertisements¹.
Make your own advertisement.



- three bedrooms
- a big hall
- a dining room
- two bathrooms
- a garden and a garage
- six years old

3-bedroom house



- two bedrooms
- a balcony
- a popular block of flats
- in front of the park
- two years old

2-bedroom flat

**IT'S A PLACE
FOR YOUR
ADVERTISEMENT**

¹an advertisement [əd'vɜ:zɪsmənt] – оголошення, реклама

2



a) Read about a child's dream room¹.

This is my dream room. I love music and films. There are music posters and stickers on the wall. I've got lots of CDs, a computer and the Internet. I can watch films. There are lots of toys in my room. There are dolls, puzzles and board games. I can play in my room all day.



b) Imagine your dream room. Draw and write about it.

Use these words and phrases:

- This is my ...
- There are lots of ...
- And I've got ...
- In my dream room there are ...
- I love ...
- I can ...

¹a dream room – кімната мрії

LET'S CELEBRATE!

1



Listen, point and repeat.

Easter

Mother's Day

St Nicholas Day



St Valentine's Day

Christmas Day

New Year

2



Look. Then listen and say.

Mrs Wills: What is your favourite month, Ann?

Ann: My favourite month is December.

Christmas is in December.

Mrs Wills: What do you like about Christmas?

Ann: I like a Christmas tree, Santa Claus, carols and presents.

Jane: And I want to tell you about my favourite holiday. I like St Valentine's Day.

Mrs Wills: When is it?

Jane: It is in February.

Mrs Wills: Why do you like it?

Jane: It is very romantic.



3



Act out.

4



Ask and answer in pairs.

A: What is your favourite holiday?

B: ...

A: Why do you like it?

B: ...

1



Listen, point and repeat.

pillow



visit



celebrate



find

2



Look. Then listen and say.

Jane: I say, I have got an e-mail from Tania.
She is my friend from Ukraine.

Ann: What is she writing?

Jane: She is writing about
her favourite holiday.

Bill: What is it?

Jane: It is St Nicholas Day.

Jim: When is it?

Jane: It is in December.

Ann: Why does she like it?



Jane: She finds presents under her pillow on this day.

Bill: Under the pillow?

Jane: Yes, St Nicholas comes at night and visits kids. He puts presents under their pillows.

Jim, Ann, Bill: Wow!

3



Say if the sentences are true or false.

- 1 Jane has got an e-mail from Ukraine.
- 2 Her friend is writing about her dog.
- 3 Tania's favourite holiday is Easter.
- 4 St Nicholas Day is in December.
- 5 Tania finds presents under the table.
- 6 St Nicholas visits kids.

4



Listen and sing.

Oh, St Nicholas, come and see
How good children we can be.
Bring us presents – we'll be very glad.
So, let's go early to bed!

We're nice and polite –
Visit our house at night.
Our pillows are waiting for gifts¹.
We are good and well-bred² kids!

¹a gift – подарунок

²well-bred – вихований

1




Listen, point and repeat.



stocking



fireplace



list

2



Listen and read.

hang I usually hang Christmas toys on my Christmas tree. British children hang their stockings above the fireplace.

tradition a good tradition, an old tradition, English traditions, Ukrainian traditions. My family has traditions.



THE NIGHT BEFORE CHRISTMAS

The night before Christmas
English children hang their
stockings above the fireplace.

This is a tradition. They think that Santa Claus comes at night. He has got a big bag

with Christmas presents. He puts presents into kids' stockings. Children like to write letters to Santa Claus before Christmas. They tell him what presents they like.

3



Choose and complete.

- 1 English children hang their stockings
a) on the door b) above the fireplace c) on the bed
- 2 Santa Claus has got
a) a Christmas tree b) a big bag c) a big stocking
- 3 Santa Claus puts presents
*a) into the cupboard b) under the pillow
 c) into the stocking*
- 4 ... like to write letters to Santa Claus.
a) Parents b) Children c) Pets
- 5 They tell him what ... they like.
a) presents b) traditions c) holidays

4



Match and say.

- 1 St Nicholas visits ...
- 2 English children find their presents ...
- 3 Santa Claus brings presents to ...

4 Ukrainian children find their presents ...

5 Ukrainian children write letters to ...

6 English children write letters to ...

in their stockings, above the fireplace.

English children.

under the pillows.

Santa Claus.

Ukrainian children.

St Nicholas.



Listen and sing.

Bells are ringing,
Children are singing,
All is merry and bright.
Hang your stockings
And say your prayers
'Cause Santa Claus
is coming tonight.

He is making a list,
And checking it twice.
He wants to find out
Who is naughty
And who is nice.



1



Look. Then listen and say.

It is Monday. It is 7 o'clock.
I usually get up at 7
o'clock on weekdays.

On Saturday I **will get up** at 9 o'clock.
It is my birthday on Saturday.
I **will get** presents on Saturday.



Look!



I
You
He
She

We
You
They

will go to the party

tomorrow.
next week.
next month.
next Monday.



2

Listen and read.

JIM'S PARTY

It's Friday. It is Jim's birthday tomorrow. He will be 9. Jim will have a party on Sunday. He has got an idea: it will be a fancy-dress¹ party. He will invite² his friends Jane, Bill and Ann to his party. Jane will be Molly-the-Monkey. Ann will be Fanny-the-Fox. Bill will be Sam-the-Snake. And Jim will be Uncle Upton. It will be funny.



3



Match. Then write.

- | | |
|-----------------------|-----------------------------|
| 1 It is ... | a) Molly-the-Monkey. |
| 2 Jim will have ... | b) Sam-the-Snake. |
| 3 Jim will invite ... | c) a fancy-dress party. |
| 4 Jim will be ... | d) Jim's birthday tomorrow. |
| 5 Bill will be ... | e) Uncle Upton. |
| 6 Ann will be ... | f) his friends. |
| 7 Jane will be ... | g) Fanny-the-Fox. |

¹fancy-dress – костюмований ²to invite [ɪn'vaɪt] – запрошувати



Look!

Will

I
we
you
he
she
they

go to school tomorrow?

**Yes,
No,**

I
we
you
he
she
they

**will.
will not.**

will not = won't

1



Listen and read.

– Will you bake a cake?
– Yes, I will.

– Will I go shopping?
– Yes, you will.

– Will they celebrate their
granny's birthday next week?
– Yes, they will.

- Will he tidy up his room tomorrow?
- No, he will not. He will be at school tomorrow.

2



Look. Then listen and say.

Jim: It is my birthday on Saturday. I will be nine.

Will you come to my birthday party?

Jane: Of course, I will.

Jim: Will you help me to decorate my room tomorrow?

Jane: Yes, I will.

Jim: See you.

Jane: Bye-bye.



Jane: Hi, Bill! You know, it is Jim's birthday on Saturday.

Bill: Oh!

Jane: Will you go with me to buy a present for Jim?

Bill: Yes, I will!



3



Act out.



1 Listen, point and repeat.

20

twenty

30

thirty

40

forty

50

fifty

60

sixty

70

seventy

80

eighty

90

ninety

100

(one) hundred



2

Listen and read.

A birthday is a special day for my family. We usually have birthday parties.

My mum has her birthday in February. She will be 30.

My father's birthday is in March. He will be 35.

My granny Liz will be 70 in May. My grandad Paul has his birthday in August.

He will be 70, too. My granny Emily will be 50 in June. My grandad Sam will celebrate his birthday in July. He will be 60. And my birthday is next week! I will have a lot of presents. My mum will cook a birthday cake. My dad will make a special dinner. It will be a great party!



3



Fill in.

- 1 Ann will celebrate her birthday ... week.
- 2 She will have a ... party.
- 3 Ann's grandparents will come to ... their granddaughter's birthday.
- 4 It will be a ... day.
- 5 Ann will ... her friends, too.
- 6 The girl will get a lot of

celebrate, special,
birthday, presents,
invite, next

4



Ask and answer in pairs.

A: Will Mr Black be 60?

B: No, he will not. He will be 50.

A: ...?

B: ...



Mr Black



Mrs Simson



Mr Brown




Mrs Smith

1



Listen, point and repeat.



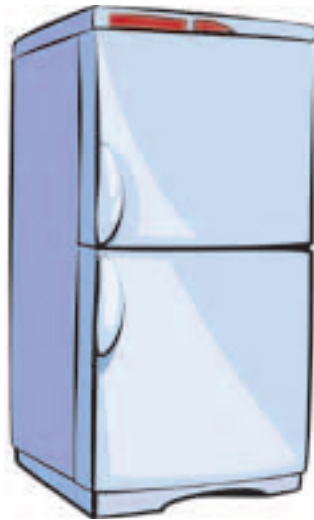
apple pie



flour



go shopping



fridge

2



Look. Then listen and say.

Bill: Hi, Vicky! You know, it is Nick's birthday on Saturday.



Vicky: Oh, really? I have got an idea!
I'll make an apple pie on his birthday. Will you help?

Bill: Of course, I will.

Vicky: Come tomorrow and we'll see.





* * *

Vicky: Well, there is some butter. There are some apples. There is some flour. Oh, I need some eggs. Will you go shopping, Bill?

Bill: Of course, I will.

Vicky: Get some eggs and some milk, please.

3



Make up questions.

Ask and answer in pairs.

Will

I
you
he
she
we
they

sing Christmas carols?
make New Year decorations?
write a letter?
make an apple pie?
go shopping?
get presents?

Will you go shopping?

Yes, I will. / No, I won't.

4



Act out the talk from task 2 in pairs.

1



Listen, point and repeat.



bar



pack



bottle



jar



bag



carton

2



Listen and read.

a bar of chocolate

a jar of jam

a pack of butter

a bag of flour

a bottle of water

a carton of juice

3



Read and compare.

There **is**
some chocolate.



There **are**
3 bars of chocolate.



There **is**
some butter.



There **are**
2 packs of butter.





There **is some** milk.



There **are** 4 bottles of milk.

4



Look. Then listen and say.

Shop assistant: Can I help you?

Bill: Yes, please. I need a pack of eggs.

Shop assistant: That's five pounds. Anything else?

Bill: Well, I need a bottle of milk, too.



Shop assistant: One pound and 50 pence.

Bill: Here you are.

Shop assistant: Here is your pack of eggs and a bottle of milk.

Bill: Thank you.



£1
(pound)



50p
(pence)

5



Act out in pairs.



Look. Then listen and say.

Nick: How many balloons
will we need?

Mother: I think 10 balloons

will be OK. How many guests are going to come?

Nick: Well, Bill and Vicky ...

Mother: How much juice will you need?

Nick: 2 litres.

Mother: Will you need some ice cream?

Nick: Yes, please.

Mother: How much ice cream will you need?

Nick: Let me think ... One kilo will be good.

Nick: I need some bananas.

Shop assistant: How many bananas do you need?

Nick: Five bananas,
please.

How much
are they?


Shop assistant:

They are 50p.

Nick: Here you are.



Look!



- **How many** eggs have you got?
- I've got ten eggs.
- **How many** apples have you got?
- I've got five apples.

- **How much** milk have you got?
- I've got **a litre of** milk.
- **How much** flour have you got?
- I've got **half a kilo of** flour.

2



Ask and answer in pairs.

How much
How many

bananas
tomatoes
lemonade
sugar
mushrooms
popcorn
butter
cherries

will you need?

I'll need

ten ...
a litre of
a kilo of

3



Act out the talk from task 1.



Listen and read.

money You need some money for shopping. I've got some money for presents. How much money do you need? – I need 20 pounds.

How much is it?

A: What a nice camera!

How much is it?

B: It is £50.

A: And how much is this photo album?

B: It is £5 and 50p.

How much are they?

A: I need five oranges, please.

How much are they?

B: They are £2.



Look, listen and say. Then act out in pairs.

Kate: Good morning!

Shop assistant: Good morning. Can I help you?

Kate: Can I have this postcard, please? How much is it?

Shop assistant: It's 40 pence.

Kate: Thank you. Here you are.

Shop assistant: Thanks. Bye.

Kate: Bye.





Play the game.

Make a shop in class.

- 1 Cut out the money from the Activity Book.
- 2 Bring some toys, books and school things.
- 3 Stick on the prices.
- 4 Play shop in class.



Listen and say the rhyme.

SHOPPING

A bear and a bunny
Have much money.
They go to the shop
For carrots and honey.

When the bear and the bunny
Ask for some carrots and honey,
The man in the shop
Says, “Where is your money?”

How strange¹ and funny!
They really have money –
And that’s how they buy
Their carrots and honey.



¹strange [streɪndʒ] – дивно

1



Match.



a

“Happy birthday and many happy returns of the day!”¹ the English usually say to a man or woman on this day. Friends write greetings on birthday cards and give presents.

b

A birthday is a special day for a person. It is a personal holiday, but people like to be with their friends and their family on this day. That’s why they make up birthday parties.

c

At a birthday party there is always a cake with candles on the table. Count the candles or read the number and you will know how old the person is!

¹Many happy returns [rɪ'tʃ:ɪn] of the day! – Многії літа!

2



Choose and complete.

- 1 A birthday is a ... day for a person.
a) *personal* b) *happy* c) *special*
- 2 “Happy birthday and many ...!” they say.
a) *happy days* b) *happy returns of the day*
c) *nice presents*
- 3 Friends write ... on birthday cards.
a) *rhymes* b) *stories* c) *greetings*
- 4 Count the ... and you will know how old the person is.
a) *balloons* b) *candles on the cake*
c) *birthday presents*

3



Tell the class about your birthday.

My family puts a lot of presents near my bed.

We always eat special food.

We always have a beautiful birthday cake.

We invite many guests.

STORY TIME

1



Look and listen. Then read.

①



Bill: I love birthday parties.
I love eating a birthday
cake, sweets and biscuits.
Vicky: I love birthday cards
and presents, too.

Nick's mother:

Here's Nick's
birthday cake.
Look at the
candles. You
know, in my family we put an extra candle for good luck.

②



③


Nick: My mum's from
Canada. In Canada
parents put butter
on their children's
noses for good luck.

4



Bill: Ha-ha! I can't wait to see you with butter on your nose!

2



Ask and answer in pairs.

- 1 Who loves birthday parties?
- 2 What does Nick's family do for good luck?
- 3 What do parents in Canada do for good luck?

Look!



sweets

candles

glasses

cakes

eggs

oranges

biscuits

balloons

sandwiches

packs

mushrooms

boxes

child – children

3



Act out the talk from task 1 in four.

4



Match.



a



b



c




d



e

- 1 There are some biscuits, popcorn and a cake.
- 2 There is a party on Thursday at seven o'clock.
- 3 Nick is ten years old today.
- 4 There are three children.
- 5 There are eleven candles on Nick's cake.

5



Write a list. Ask and answer in pairs.

For my party I need: ✓ a cake
✓

I need some balloons and a pizza.

How many / much ... do you need?

I need ...

REVISION

1



Read.

British and American people often make promises for the new year. They call them New Year's **resolutions**. Here is the letter from Polly, a British girl of 10 years old.



Tania

The New Year is coming. What do you usually do at this time?

2



Ask and answer in pairs.

- 1 What is the resolution?
- 2 Will Polly help her mum to make New Year's resolutions?
- 3 What will Polly do next year?
- 4 What is her mum's resolution?
- 5 What will her father do?
- 6 Do the Ukrainians make New Year's resolutions?

It's time for resolutions. I often make them but I don't always keep to them. These are my resolutions for the next year.

- I will do morning exercises.
- I won't be late for school.
- I will be nice to my younger brother.
- I will help my mum about the house.

My parents made their resolutions, too. My mum won't eat sweets, cakes and bread. My dad will jog in the park every day. What about you, Tania?

Do you make New Year's resolutions?

Best wishes and Happy New Year!



**Polly
Maypoll**

3



**Write a list of your
New Year's resolutions.**

4



Have a talk.

Will you ...?

Yes, I will. / No, I won't.

Will you ... on this day?

Yes, I will. I will ... / No, I won't. I will not ...

celebrate Christmas, write an e-mail, make decorations, make a cake, put presents under the New Year tree / into stockings, invite friends, write greeting cards, dance around the Christmas tree, sing carols, write a letter to St Nicholas, have a fancy-dress party

5



Look, read and fill in.



There ...
some jam.



There ...
some juice.



There are ...
bags of flour.



There ...
some flour.



There ...
2 jars of jam.



There ... 5 cartons
of juice.

6



Match the sentences to the people.

WHO SAYS IT?

Here you are.


How much is it?

Can I help you?

It's 50p.

Thanks.

Can I have this
mug, please?



Ann



Shop
assistant

7



Read and role-play in pairs.

You are in a food shop.

You've got a shopping list.

Talk to your classmate.

He / She is a shop assistant.

SHOPPING LIST

- ✓ a bottle of juice
- ✓ a carton of milk
- ✓ a pack of tea
- ✓ a bag of potatoes
- ✓ a jar of tomatoes
- ✓ a bar of chocolate
- ✓ some sweets
- ✓ two lemons

A: Can I help you?

B: Yes, please. I need ...

A: That's ... Anything else?

B: Well, I need ...

A: ...

B: Here you are.

A: Here is your ...

B: Thank you.



8



Listen and sing.

Oranges, pears and apples ...
 How much are they?
 Oranges, pears and apples ...
 Are they cheap¹ today?

Oranges, pears
 and apples ...
 Are ready today.
 Six for sixty-six pence.
 It's too much to pay.

Chorus:

What about bananas?
 How much are they?
 What about bananas?
 Are they cheap today?

You can have bananas.
 They are cheap today.
 You can have bananas.
 It's not much to pay.

I want 12 bananas.
 They are cheap today.
 I want 12 bananas.
 How much are they?
 You'll have 12 bananas:
 They are cheap today.
 Twelve for 48 pence.
 But who is to pay ...?²

48 pence

12 bananas



¹cheap [tʃi:p] – дешевий

²But who is to pay? – Але хто заплатить?

Into Your Portfolio

1



Read, then ask and answer in pairs.

New Message



To Bob, Mary, Mike, Sally, Victor

From Sam

Subject birthday party

Hi guys,

I want to invite you to my birthday party on Tuesday, the 15th of May.

Meet me at *Old Cowboy Place* at 3:00 pm. We will ride horses, play outside and feed the animals.

We will eat hamburgers.

I will have a big cake with candles, too.

Please come. Don't forget to wear a hat.

Hope to see you.

Sam

Send



- 1 Whose birthday will it be?
- 2 When is the birthday party?
- 3 What will his friends do?
- 4 What will they eat?
- 5 What will they wear?



2



Imagine you will have a birthday party soon. Write a letter to your penfriend about what you will have for your party.

3



Look and write the invitation to your birthday party.

PYJAMA BIRTHDAY PARTY

Bring
pyjamas.



To _____

When: Monday, the 22nd of April

Time: 8:00 pm

Where: My house, 6B Redwood Street

From: Diana

Food,
games,
music,
DVDs and
fun all
night!

VOCABULARY

STARTER

about [ə'baʊt] про
backpack ['bækpræk] рюкзак
choose [tʃu:z] вибрати
country ['kʌntri] країна
France [frɑ:ns] Франція
from [frɒm] з (*про походження*)
Germany ['dʒɜ:məni] Німеччина
glue [glu:] клей
imagine [i'mædʒɪn] уявляти
introduce [ɪntrə'dju:s] представляти
Italy ['ɪtəli] Італія
job [dʒɒb] робота, професія
London ['lʌndən] Лондон
new [nju:] новий
point [pɔɪnt] бал, очко
say [seɪ] говорити, сказати
shut [ʃʌt] закривати, зачиняти
Spain [speɪn] Іспанія
stick [stɪk] приклеювати
surname ['sɜ:neɪm] прізвище
take [teɪk] брати
teach [ti:tʃ] навчати
tell [tel] розказувати
the Netherlands ['neðələndz] Нідерланди
the UK [ˌju: 'keɪ] Сполучене Королівство

the USA [ˌju: es 'eɪ] США
trick [trɪk] жарт, витівка
play a trick зіграти жарт
Ukraine [ju:'kreɪn] Україна
what [wɒt] який, що
where [weə] де
Where are you from?
Звідки ти?
win [wɪn] вигравати
word [wɜ:d] слово
work [wɜ:k] робота;
працювати
world [wɜ:ld] світ
write [raɪt] писати

UNIT 1

act [ækt] грати роль
act out розігрувати роль
action ['ækʃn] дія, рухи
afternoon [ˌɑ:ftə'nu:n] час після полудня
always ['ɔ:lweɪz] завжди
animal ['ænɪml] тварина
badge [bædʒ] значок
ball [bɔ:l] бал
be fond of [fʌnd] захоплюватися
be interested in ['ɪntrəstɪd] цікавитися
below [bi'ləʊ] унизу, нижче

board game ['bɔ:d geɪm] настільна гра
breakfast ['brekfəst] сніданок
broom [bru:m] мітла
bumper car ['bʌmpə kɑ:] машина на автодромі
Canada ['kænədə] Канада
Canadian [kə'neɪdiən] канадський
careful ['keəfl] уважний, обережний
cartoon [kɑ:'tu:n] мультфільм
chess [tʃes] шахи
Cinderella [ˌsɪndə'relə] Попелюшка
club [klʌb] клуб
coin [kɔɪn] монета
collect [kə'lekt] збирати, колекціонувати
collection [kə'leɪʃn] колекція
collector [kə'lektə] колекціонер
come [kʌm] приходити
comic ['kɒmɪk] комікс
complete [kəm'pli:t] завершувати
concert ['kɒnsət] концерт
different ['dɪfrənt] різний
dinosaur ['daɪnəsɔ:] динозавр
drink [drɪŋk] пити
drive [draɪv] водити машину

dwarf [dwɔ:f] гном
eat [i:t] їсти
England ['ɪŋɡlənd] Англія
evening ['i:vnɪŋ] вечір
exciting [ɪk'saɪtɪŋ] захопливий, привабливий
fair [feə] виставка, ярмарок
false [fɔ:ls] помилковий
favourite ['feɪvərɪt] улюблений; улюблена річ
fitness ['fɪtnəs] фітнес
fly [flaɪ] літати
French [frentʃ] французький
front [frʌnt] перед; передній
in front of попереду
German ['dʒɜ:mən] німецький
ghost [ɡəʊst] привид
great [ɡreɪt] чудовий; чудово
guitar [ɡɪ'tɑ:] гітара
hidden ['hɪdn] схований
hobby ['hɒbi] хобі, захоплення
hockey ['hɒki] хокей
horror ['hɒrə] жах
horror house будинок жахів (*атракціон*)
house [haʊs] будинок, житло
island ['aɪlənd] острів
desert island [ˌdezət 'aɪlənd] безлюдний острів
Italian [ɪ'tæliən] італійський
join [dʒɔɪn] приєднуватися

karate [kə'ra:ti] карате
know [nəʊ] знати
ladder ['lædə] драбина
life [laɪf] життя
line [laɪn] рядок
live [lɪv] жити, мешкати
look [lʊk] дивитися
look for шукати
lorry ['lɒri] вантажний автомобіль
magic ['mædʒɪk] магія; чарівний
make [meɪk] робити, виготовляти
many ['meni] багато
marry ['mæri] одружуватися
match [mætʃ] матч (*спорт.*); підбирати
money ['mʌni] гроші
netball ['netbɔ:l] нетбол
never ['nevə] ніколи
now [naʊ] зараз
often ['ɒfn] часто
our ['aʊə] наш
paint [peɪnt] займатися живописом
people ['pi:pəl] люди
perform [prə'fɔ:m] виконувати, демонструвати
photo ['fəʊtəʊ] фотографія
take a photo фотографувати

pirate ['paɪrət] пірат
plant [plɑ:nt] рослина; саджати
pleasure ['plezə] насолода, задоволення
present [prɪ'zent] представляти
report [rɪ'pɔ:t] звіт
reporter [rɪ'pɔ:tə] кореспондент
ride [raɪd] кататися
roller coaster ['rəʊlə kəʊstə] американські гірки (*атракціон*)
sea [si:] море
see [si:] бачити
sentence ['sentəns] речення
scared [skeəd] наляканий
skate [skeɪt] кататися на ковзанах
ski [ski:] їхати на лижах
sledge [sledʒ] кататися на санках
small [smɔ:l] малий, невеликий
snap [snæp] клацати
sometimes ['sʌmtaɪmz] іноді
somewhere ['sʌmweə] десь
spooky ['spu:ki] моторошний
stamp [stæmp] поштова марка
study ['stʌdi] учитися, вивчати

subject ['sʌbdʒɪkt] предмет,
тема
sum [sʌm] приклад (*арифме-
тичний*)
do sums розв'язувати
приклади
survey ['sɜ:vɛɪ] опитування
talk [tɔ:k] розмова; розмов-
ляти
task [tɑ:sk] завдання
team [ti:m] команда;
командний
their [ðeə] їхній
theme [θi:m] тема
they [ðeɪ] вони
true [tru:] правильний,
правдивий
under ['ʌndə] під
usually ['ju:zuəli] звичайно
walk [wɔ:k] прогулянка
пішки; гуляти
want [wɒnt] хотіти, бажати
wardrobe ['wɔ:drəʊb] шафа
для одягу
watch [wɒtʃ] дивитися
we [wi:] ми
witch [wɪtʃ] відьма,
чарівниця
worry ['wɒri] хвилювати(ся)
year [jɪə] рік
yoga ['jəʊgə] йога

UNIT 2

address [ə'dres] адреса
a lot of [lɒt] багато
angry ['æŋɡri] сердитий
bakery ['beɪkəri] пекарня-
крамниця
balcony ['bælkəni] балкон
bank [bæŋk] банк
because [bi'kæz] тому що
behind [bi'haɪnd] позаду
between [bi'twi:n] між
bridge [brɪdʒ] міст
British ['brɪtɪʃ] британський
the British британці
building ['bɪldɪŋ] будівля
bunk beds ['bʌŋk bedz] дво-
ярусне ліжко
bus stop ['bʌs stɒp] автобусна
зупинка
busy ['bɪzi] гамірний (*про ву-
лицю*), зайнятий
buy [baɪ] купувати
call [kɔ:l] кликати, називати
castle ['kɑ:sl] замок, палац
church [tʃɜ:tʃ] церква
cinema ['sɪnəmə] кінотеатр
circus ['sɜ:kəs] цирк
city ['sɪti] місто, велике місто
compare [kəm'peə] порівнювати
cook [kʊk] кухар; готувати
їжу

cooker ['kʊkə] кухонна плита
gas cooker газова плита
corner ['kɔ:nə] кут
cupboard ['kʌbəd] шафа, буфет
curtain ['kɜ:tn] штора
describe [di'skraɪb] описувати
dining room ['daɪnɪŋ ru:m]
їдальня
dishwasher ['dɪʃwɔʃə] посудомийна машина
door [dɔ:] двері
double-decker [ˌdʌbl 'dekə]
двоповерховий автобус
downstairs [ˌdaʊn'steəz] унизу,
на нижньому поверсі
dream [dri:m] мрія
dream room кімната мрії
famous ['feɪməs] знаменитий
fast [fɑ:st] швидкий; швидко
first [fɜ:st] перший
flat [flæt] квартира
block of flats багатоквартирний будинок
floor [flɔ:] підлога, поверх
flowerbed ['flaʊəbed] клумба
food [fu:d] їжа
fountain ['faʊntən] фонтан
fresh [freʃ] свіжий
fridge [frɪdʒ] холодильник
friendly ['frendli] дружній
fruit [fru:t] фрукт, фрукти

gallery ['gæləri] галерея
garage ['gærɑ:ʒ] гараж
garden ['gɑ:dn] сад
greengrocery ['gri:ngrəʊsəri]
магазин свіжих овочів і
фруктів
guess [ges] відгадувати
helpful ['helpfl] готовий допомогти
hide [haɪd] ховатися
hospital ['hɒspɪtl] лікарня
hungry ['hʌŋɡri] голодний
kitchen ['kɪtʃɪn] кухня
library ['laɪbrəri] бібліотека
lollipop ['lɒlɪpɒp] льодяник на паличці
long [lɒŋ] довгий, тривалий
messy ['mesi] безладний
middle ['mɪdl] середина
in the middle (of) посередині
mirror ['mɪrə] дзеркало
museum [mju:'zi:əm] музей
neighbour ['neɪbə] сусід
neighbourhood ['neɪbəhʊd]
район, квартал
next to ['nekst tə] поряд з
opposite ['ɒpəzɪt] навпроти
phrase [freɪz] вираз
police station [pə'li:s steɪʃn]
поліцейський відділок

post office ['pəʊst ɒfɪs] по-
штове відділення
pretty ['prɪti] милий
puzzle ['pʌzl] пазл (*гра*)
restaurant ['restɒrənt] ресторан
round [raʊnd] навколо
sad [sæd] засмучений
serious ['sɪəriəs] серйозний,
важливий
shop [ʃɒp] магазин
shop assistant [ʃɒp əsɪstənt]
продавець
short [ʃɔ:t] короткий, низький
side [saɪd] бік
sink [sɪŋk] раковина
sitting room ['sɪtɪŋ ru:m] ві-
тальня
skyscraper ['skaɪskreɪpə] хма-
рочос
slow [sləʊ] повільний; повільно
special ['speʃl] особливий
statue ['stætʃu:] статуя
street [stri:t] вулиця
sure [ʃʊə] упевнений; звісно
surgery ['sɜ:dʒəri] операційна
tall [tɔ:l] високий
than [ðæn] ніж (*при порівнян-
ні*)
theatre ['θɪətə] театр
the Thames [temz] Темза
thirsty ['θɜ:sti] спраглий

tidy ['taɪdi] охайний
tidy up прибирати
tower ['taʊə] вежа
town [taʊn] місто, містечко
train [treɪn] поїзд
underground ['ʌndəgraʊnd]
метро
upstairs [ˌʌp'steəz] нагорі, на
верхньому поверсі
vegetable ['vedʒtəbl] овоч
village ['vɪlɪdʒ] село
wall [wɔ:l] стіна
washbasin ['wɒʃbeɪsn] уми-
вальник
washing machine ['wɒʃɪŋ
məʃi:n] пральна машина
welcome ['welkəm] вітати гос-
тя
yard [jɑ:d] двір, подвір'я

UNIT 3

above [ə'blʌv] над, вище
air [eə] провітрювати
anything ['eniθɪŋ] що-небудь
apple pie [ˌæpl 'paɪ] яблучний
пиріг
bag [bæg] мішок, торба
bake [beɪk] пекти, випікати
bar [bɑ:] плитка (*шоколаду*)
bell [bel] дзвін
birthday ['bɜ:θdeɪ] день наро-
дження

biscuit ['bɪskɪt] печиво
bottle ['bɒtl] пляшка
bring [brɪŋ] приносити
butter ['bʌtə] масло
camera ['kæmərə] фотоапарат
candle ['kændl] свічка
carol ['kærəl] різдвяний гімн,
колядка
carton ['kɑ:tɒn] картонна ко-
робка (упаковка)
celebrate ['selɪbreɪt] святкува-
ти
child [tʃaɪld] дитина
children ['tʃɪldrən] діти
Christmas Day [ˌkrɪsməs 'deɪ]
Різдво
decorate ['dekəreɪt] прикра-
шати
Easter ['i:stə] Великдень
extra ['ekstrə] додатковий
fancy-dress [ˌfænsi 'dres] кос-
тюмований
find [faɪnd] знаходити
find out дізнатися
fireplace ['faɪəpleɪs] камін
flour ['flaʊə] борошно
funny ['fʌni] смішний, кумед-
ний
get [get] отримувати
get up вставати з ліжка
give [gɪv] давати

go shopping ходити по мага-
зинах
greeting ['gri:tɪŋ] вітання
guest [gest] гість
hang [hæŋ] вішати
holiday ['hɒlədeɪ] свято
honey ['hʌni] мед
hope [həʊp] сподіватися
how many ['meni] скільки (зі
злічуваними іменниками)
how much [maʊtʃ] скільки (з
незлічуваними іменниками)
invitation [ˌɪnvɪ'teɪʃn] запро-
шення
jar [dʒɑ:] банка
kid [kɪd] дитина
letter ['letə] лист
list [lɪst] список
luck [lʌk] успіх
Good luck! Хай щастить!
month [mʌnθ] місяць
Mother's Day ['mʌðəz deɪ]
День матері
mug [mʌɡ] кухоль
mushroom ['mʌʃrʊm] гриб
need [ni:d] мати потребу в
чому-небудь
New Year [ˌnju: 'jɪə] Новий рік
next [nekst] наступний
outside [ˌaʊt'saɪd] зовні, на
вулиці

pack [pæk] пакет, упаковка
parent ['peərənt] батько, мати
party ['pɑ:ti] вечірка
pay [peɪ] платити, заплатити
pear [peə] груша (*плід*)
pence [pens] пенс (*британська монета*)
person ['pɜ:sn] людина
personal ['pɜ:sənl] особистий
pillow ['pɪləʊ] подушка
polite [pə'laɪt] ввічливий, чемний
postcard ['pəʊstkɑ:d] поштова листівка
pound [paʊnd] фунт стерлінгів
prayer [preə] молитва
ready ['redi] готовий; підготовлений
really ['ri:əli] справді
resolution [ˌrezə'lu:ʃn] обіцянка
New Year's resolution новорічна обіцянка
ring [rɪŋ] дзвонити
romantic [rəʊ'mæntɪk] романтичний
Santa Claus ['sæntə klɔ:z] Санта Клаус
St [snt] святий (*скорочення від Saint*)
St Nicholas Day [snt 'nɪkələs deɪ] День святого Миколая

St Valentine's Day [snt 'væləntaɪnz deɪ] День святого Валентина
stocking ['stɒkɪŋ] панчоха
sweet [swi:t] льодяник, цукерка
think [θɪŋk] думати
tomorrow [tə'mɒrəʊ] завтра
tonight [tə'naɪt] сьогодні увечері
tradition [trə'dɪʃn] традиція
twice [twɑɪs] двічі
Ukrainian [ju:'kreɪniən] українець; український
visit ['vɪzɪt] відвідувати
wait [weɪt] чекати
wear [weə] носити (*одяг*)
week [wi:k] тиждень
who [hu:] хто
wish [wɪʃ] бажання; бажати